

**Divide, Florissant, and Lake George, CO
Summer 2005
Recreation Survey Results**

September 5, 2005

Survey conducted by the
Colorado Center for Community Development
in Cooperation with
Colorado State University

Contents of this Report

Summary:

Research Objectives.....	3
Executive Review of Primary Findings.....	4
How the Survey was Conducted.....	5-6

Synopsis of Results with Accompanying Charts:

Summary of Respondent Background Characteristics..... (Survey Questions: 4, 21, 22, 23, 24 and 25)	7-10
Existing Facility Satisfaction, Opinion on Community Recreation and Current Fitness Participation (Survey Questions: 1, 2, 5 and 16)	11-14
Perceived Recreational Needs..... (Survey Questions: 3, 6, 7, 8, 9, 10, 11 and 15)	15-22
Funding Options and Recreation Center Benefits..... (Survey Questions: 12, 13, 14, 17, 18, 19 and 20)	23-29

Appendices:

Additional Responses..... (Survey Questions 5, 7, 9, 12 and 20)	30-32
Verbatim Additional Comments.....	33-38
The Questionnaire.....	39-42

Research Objectives

In the Spring of 2005, the Divide Park Board, a local non-profit organization, commissioned the Colorado Center for Community Development to conduct a recreation survey in the Cities of Divide, Florissant and Woodland Park, Colorado. The survey's primary objectives were to inform the citizens of a land donation near the intersection of 67W and US 24 in Divide, CO, for a community recreation center and to measure reactions to, and local interest in, the proposed recreation center. The survey was also intended to evaluate the likelihood of participating in the various programs and activities the center could offer. Other objectives included assessing reactions to the proposed recreation center fees and exploring additional benefits and funding options.

Measurements were taken in the following specific areas:

- Information was collected relating to Demographic and Socio-economic Factors
- Existing Facility Satisfaction, Opinion on Community Recreation and Current Fitness Participation
- Perceived Recreational Needs
- Preferences for Funding Options and Recreation Center Benefits

Executive Review of Primary Findings

This review is intended to be a short, capsulated summary. The following Synopsis of Results with Accompanying Charts is subdivided using these four objectives and provides more detail.

- **Differences Related to Respondent Background Characteristics (pgs. 7-10)**

The majority of the individuals completing the survey were female between the ages of 50 and 60. Over 50% of the respondents live in Divide year round and own their homes with a mortgage. 54% of the respondents work outside of their home with the largest portion of households making \$60,000 to \$99,000 a year. The majority of the respondents are willing to travel 6-10 miles to participate in recreational activities.

- **Existing Facility Satisfaction, Opinion on Community Recreation and Current Fitness Participation (pgs.11-14)**

Of the respondents who were aware of the facility, 80% were either Very Dissatisfied or Dissatisfied with the current facility. Overall, the respondents believed that indoor recreation is important to a community. 61% of the respondents indicated that they have time to participate in recreational activities and 50% of the respondents do not think that indoor recreation costs too much.

- **Perceived Recreational Needs (pgs. 15-22)**

The top three choices for the most desirable *activity* were Swimming 53%, Fitness 33% and Arts and Crafts 14%. The least desired *activities* are Squash 96% followed by Floor Hockey 87%, and Badminton 86%. The most desired *programs* are Educational Classes 18%, followed by a Media and Library Wing 16%. The least desired *programs* are Childcare Facilities 79% followed by Conference Rooms 73%.

- **Funding Options and Recreation Center Benefits (pgs. 23-29)**

The most frequent funding option was User Fees 40% with County Funds 28% being the next. For monthly membership fees, 74% of the individuals indicated that they were willing to pay either \$20 or \$30 per month. The number of individuals willing to pay more decreases exponentially with the higher rates. For membership benefits, Reduced Program Rates 38% has the highest frequency with Registration Priority for Classes 25% coming in second. Of the respondents who have small children, 89% of them either agreed or strongly agreed that the provision of onsite child care facilities would allow them or their family to increase their participation in various recreational activities. The majority of the individuals with children were willing to pay \$5 per hour for child day care.

How the Survey was Conducted

- The Survey**

A written survey containing 25 questions was mailed to 5,000 residents in Divide, Florissant and Woodland Park, CO. Respondents were not required to answer every question. The survey respondents were asked to either return the survey in the mail or to leave it at any one of the listed drop locations. The response time given for the surveys was over three weeks during the months of June and July, 2005.

The returned 258 surveys, about 5% return rate, were then entered into SPSS and analyzed. Unanswered questions were given a 999 value. All of the returned surveys were used in the final analysis.

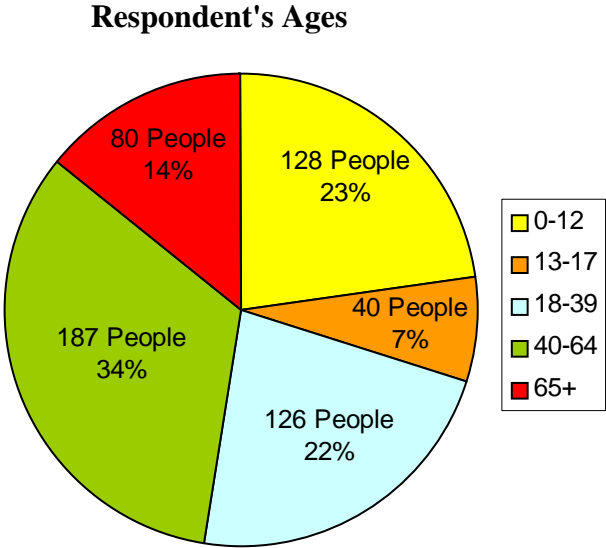
- Presentation of Results**

All percentages are rounded to integer digits to enhance ease of review and interpretation. Chart bar lengths reflect exact (un-rounded) values.

- Sample Versus Population**

(Population Source: the US Census Bureau 2000 Census)

Comparison of Population and Respondents		
Category	Population Targets	Respondents
Age 0-12	17.72%	22.82%
Age 13-17	8.86%	7.13%
Age 18-39	25.88%	22.46%
Age 40-64	40.53%	33.33%
Age 65+	7.00%	14.26%
Total	100%	100%



How the Survey was Conducted

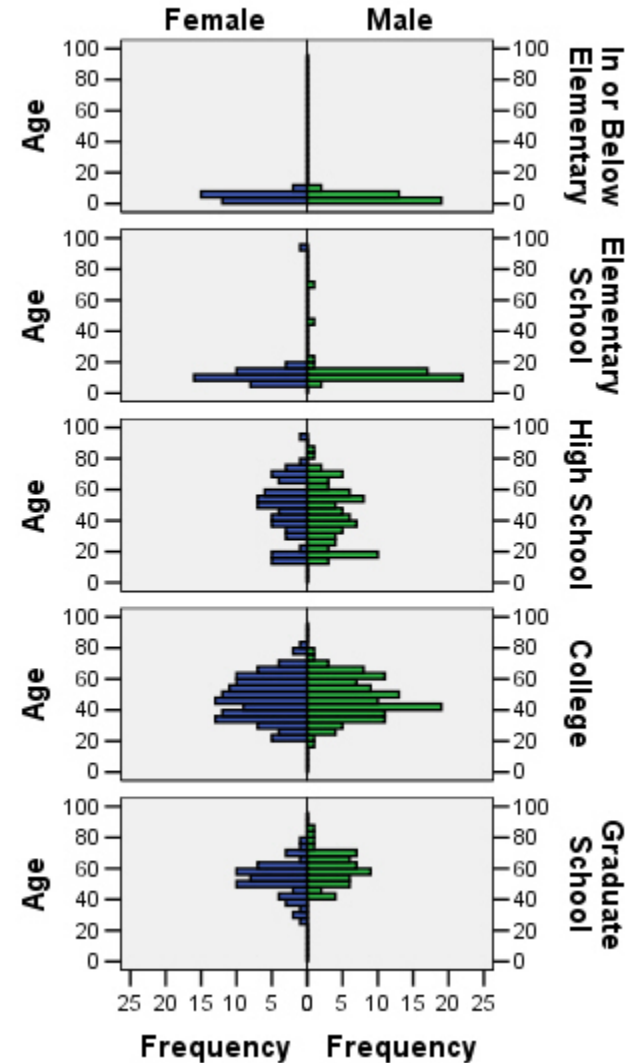
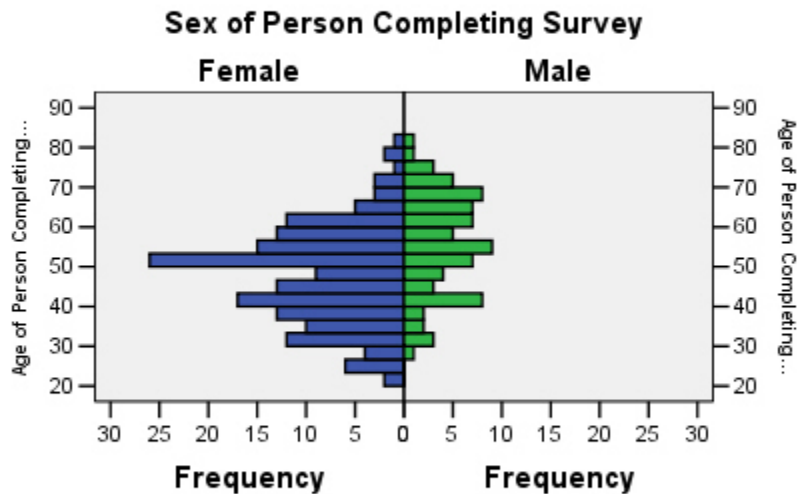
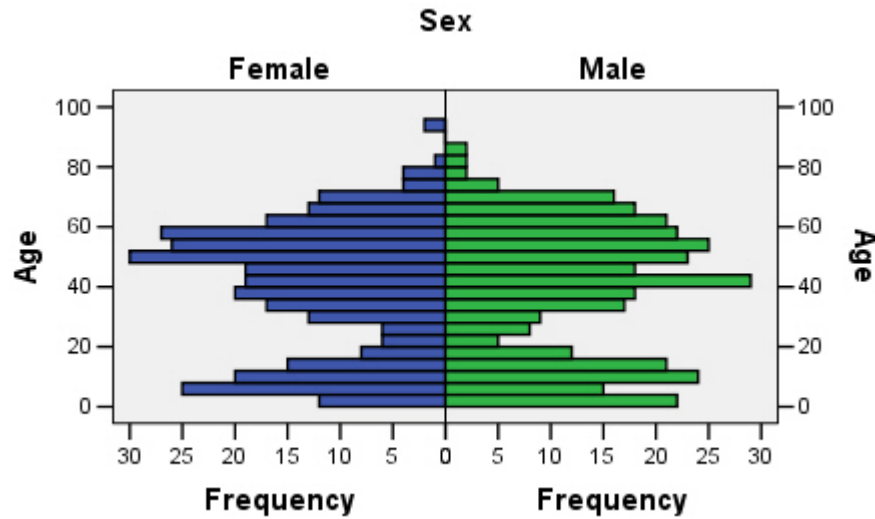
- **Statistical Significance of Survey Results**

The fundamental goal of the survey is to come up with the same results that would have been obtained had every single member of a population been interviewed. In able to do this, you must allow every adult in the sampling area an equal chance of falling into the sample. The best way to do this is to reach people at home, as our survey did. By doing this, we were able to obtain the results from a broad group of people that, based on US Census 2000 data, represent the population age composition.

The Gallop pole uses a sample size of 1,000 people to represent 187 million. As with the Gallop pole, because we were able to obtain a random sampling from the population, we do not need to reach a large percentage of the population. Our return rate of 5% is sufficient. The survey is valid and represents the opinion of the Divide, Florissant and Lake George Residents.

Synopsis of Results: Summary of Respondent Background Characteristics

Question 25 asked the individual completing the survey to write in the age, sex and educational level of themselves as well as other household members. The charts below reflect the gender distribution.

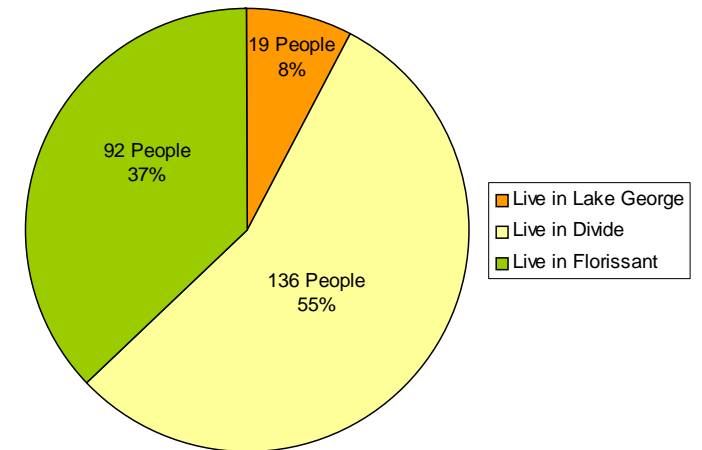


Synopsis of Results: Summary of Respondent Background Characteristics (cont.)

Question 24 asked the respondent to identify their place of residence, when they moved there and whether they are a seasonal or a permanent resident. The majority of the respondents are from Divide, 55%, while 37% are from Florissant and 8% are from Lake George. Only five individuals consider themselves to be seasonal residents. Overall, 55% of the individuals have moved to the area in the last 5 years.

Location of Residence	Frequency	Percent
Live in Lake George Year Round	18	7.1%
Live in Lake George Seasonally	1	0.4%
Live in Divide Year Round	132	52.2%
Live in Divide Seasonally	4	1.6%
Live in Florissant Year Round	98	38.7%
Total Valid Responses	253	100%

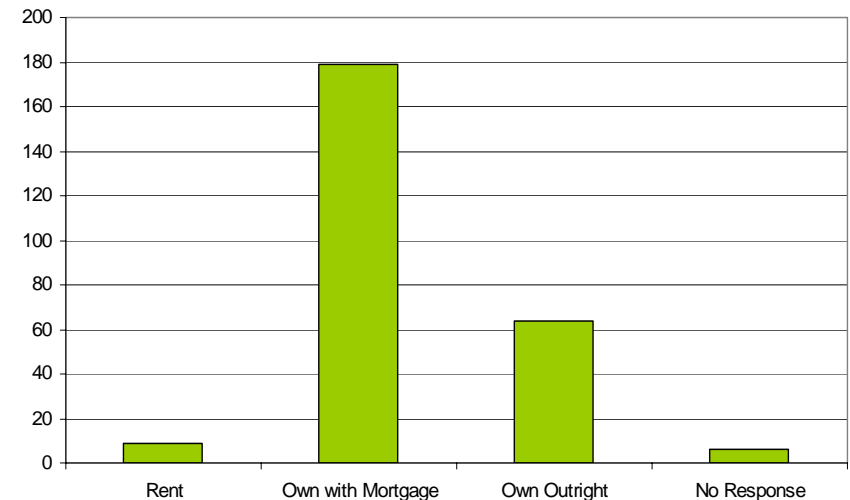
Current Residence



Question 21 asked the individual completing the survey about their current housing situation. 71% of the individuals own their homes with a mortgage, while 25% own outright and 4% rent. This is significant because 96% of the individuals responding to this survey are required to pay property taxes.

	Housing Situation	Frequency	Percent	Valid Percent	Cumulative Percent
Valid	Rent	9	3.5%	3.6%	3.6%
	Own with Mortgage	179	69.4%	71%	74.6%
	Own Outright	64	24.8%	25.4%	100%
	Total	252	97.7%	100	
Missing	No Response	6	2.3%		
Total		258	100%		

Housing Situation



Synopsis of Results: Summary of Respondent Background Characteristics (cont.)

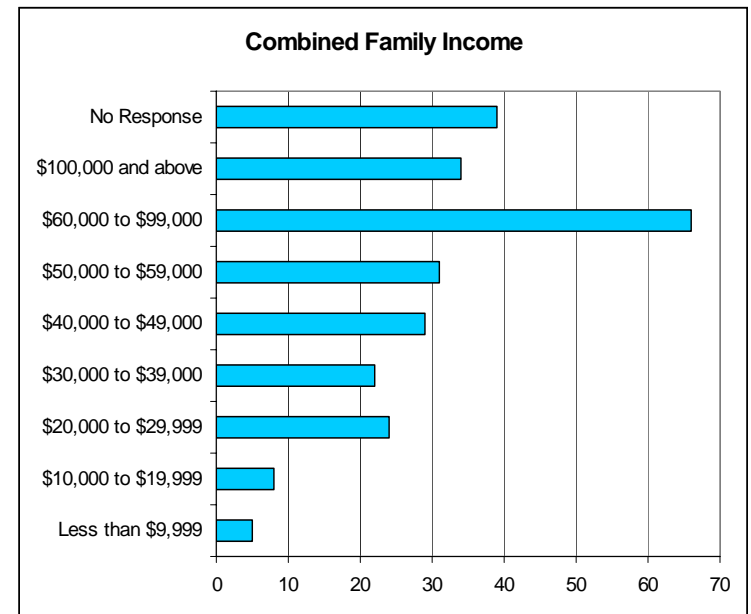
Question 22 asked the respondent to identify whether they work inside or outside of their home or if they are retired. The majority, 54%, of the individuals work outside of their home while 28% of the individuals are retired.

	Place of Work	Frequency	Percent	Valid Percent	Cumulative Percent
Valid	Inside Home	37	14.3%	14.6%	14.6%
	Outside Home	138	53.5%	54.6%	69.2%
	Unemployed	6	2.3%	2.4%	71.5%
	Retired	72	27.9%	28.5%	100%
	Total	253	98.1%	100%	
Missing	No Response	5	1.9%		
Total		258	100%		



Question 23 asked individuals for their combined family income. The largest income group makes between \$60,000 and \$99,000.

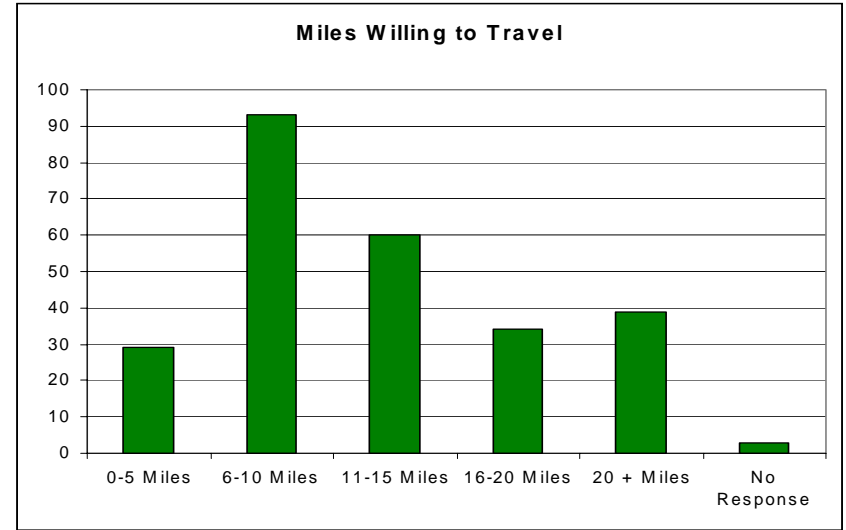
	Combined Family Income	Frequency	Percent	Valid Percent	Cumulative Percent
Valid	Less than \$9,999	5	1.9%	2.3%	2.3%
	\$10,000 to \$19,999	8	3.1%	3.7%	5.9%
	\$20,000 to \$29,999	24	9.3%	11%	16.9%
	\$30,000 to \$39,000	22	8.5%	10.1%	26.9%
	\$40,000 to \$49,000	29	11.2%	13.2%	40.2%
	\$50,000 to \$59,000	31	12%	14.2%	54.3%
	\$60,000 to \$99,000	66	25.6%	30.1%	84.5%
	\$100,000 and above	34	13.2%	15.5%	100%
	Total	219	84.9%	100%	
	Missing	No Response	39	15.1%	
Total		258	100%		



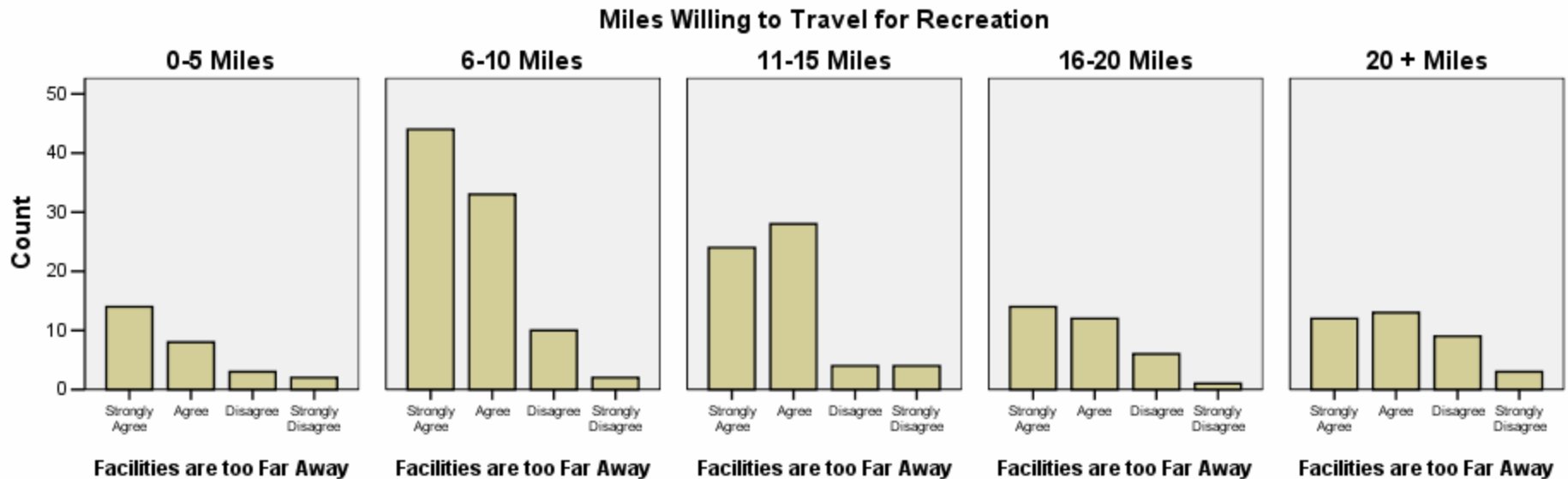
Synopsis of Results: Summary of Respondent Background Characteristics (cont.)

Question 4 asks the respondent how many miles they are willing to drive, bike or walk to participate in recreational activities. The majority of the people chose 6 - 10 or 11-15 miles.

	Miles Willing to Travel for Recreation	Frequency	Percent	Valid Percent	Cumulative Percent
Valid	0-5 Miles	29	11.24	11.37	11.37
	6-10 Miles	93	36.05	36.47	47.84
	11-15 Miles	60	23.26	23.53	71.37
	16-20 Miles	34	13.18	13.33	84.71
	20 + Miles	39	15.12	15.29	100.00
	Total	255	98.84	100.00	
Missing	No Response	3	1.16		
Total		258	100.00		



Additionally, the following chart compares Question 4 with the statement in Question 16d: The available facilities are too far away. The majority of the respondents who are willing to travel 6 - 10 miles agree or strongly agree with the statement.



Synopsis of Results: Existing Facility Satisfaction, Opinion on Community Recreation and Current Fitness Participation

Question 1 asked the respondent to identify their satisfaction level with the current recreation facility. 81% of the respondents were either unaware of the facility or have not used it. Of those that were aware of the facility, 80% were either Very Dissatisfied or Dissatisfied with the current facility.



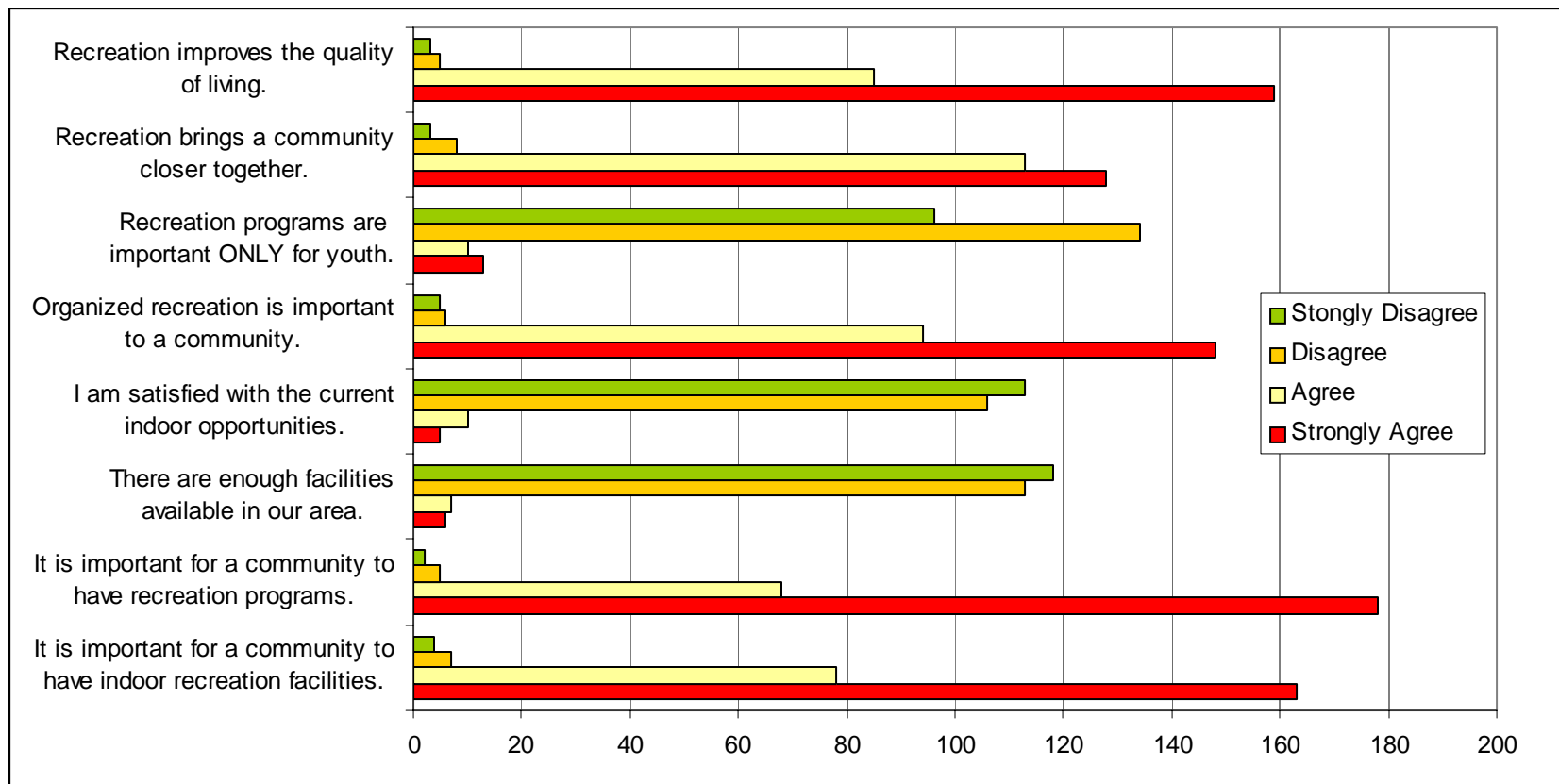
	Satisfaction with Existing Facilities	Frequency	Percent	Valid Percent	Cumulative Percent
Valid	Very Satisfied	1	0.4%	0.4%	0.4%
	Satisfied	8	3.1%	3.4%	3.9%
	Dissatisfied	17	6.6%	7.3%	11.1%
	Very Dissatisfied	19	7.4%	8.1%	19.2%
	No Opinion	189	73.3%	80.8%	100%
	Total	234	90.7%	100%	
Missing	No Response	24	9.3%		
Total		258	100%		

Synopsis of Results: Existing Facility Satisfaction, Opinion on Community Recreation and Current Fitness Participation (cont.)

Question 2 asked the respondent to identify the extent to which they agree with various statements. The chart below represents the frequencies of individuals who strongly agree, agree, disagree or strongly disagree with the related comments.

The three comments the respondents mostly disagreed with were: 1) Recreation programs are important for YOUTH only, 2) I am satisfied with the current indoor opportunities and 3) There are enough facilities available in our area.

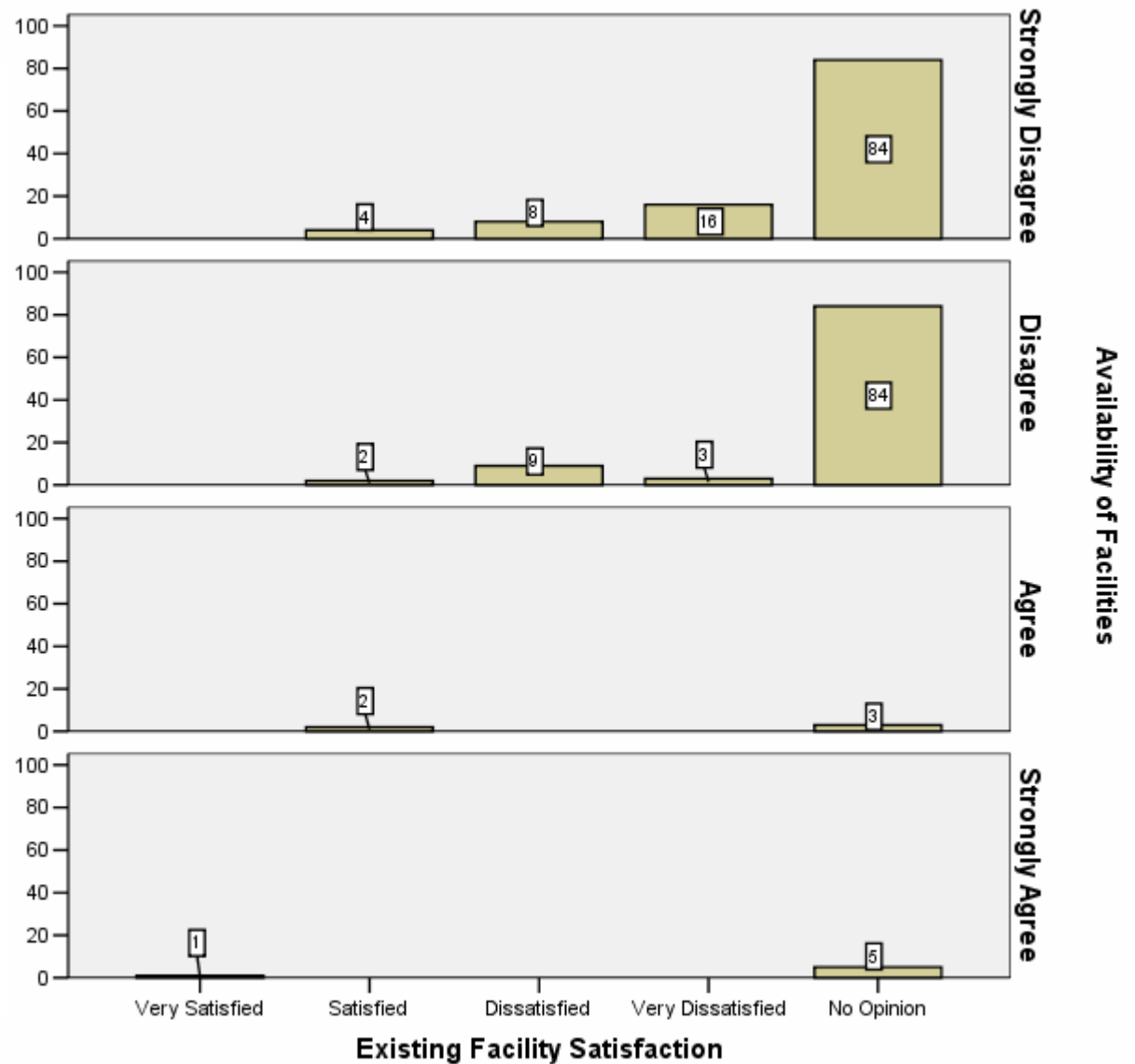
The five comments that respondents mostly agreed with were: 1) Recreation improves the quality of living, 2) Recreation brings a community closer together, 3) Organized recreation is important to a community, 4) It is important for a community to have recreation programs and 5) It is important for a community to have indoor recreation facilities.



Synopsis of Results: Existing Facility Satisfaction, Opinion on Community Recreation and Current Fitness Participation (cont.)

The following chart is a comparison of answers to Question 1, existing facility satisfaction, and agreement to the statement in Question 2: "There are enough indoor recreation facilities available in our area."

This chart demonstrates that the respondents who believe there are not enough indoor recreation facilities also are not aware or have not been to the current indoor recreation facility in Divide.

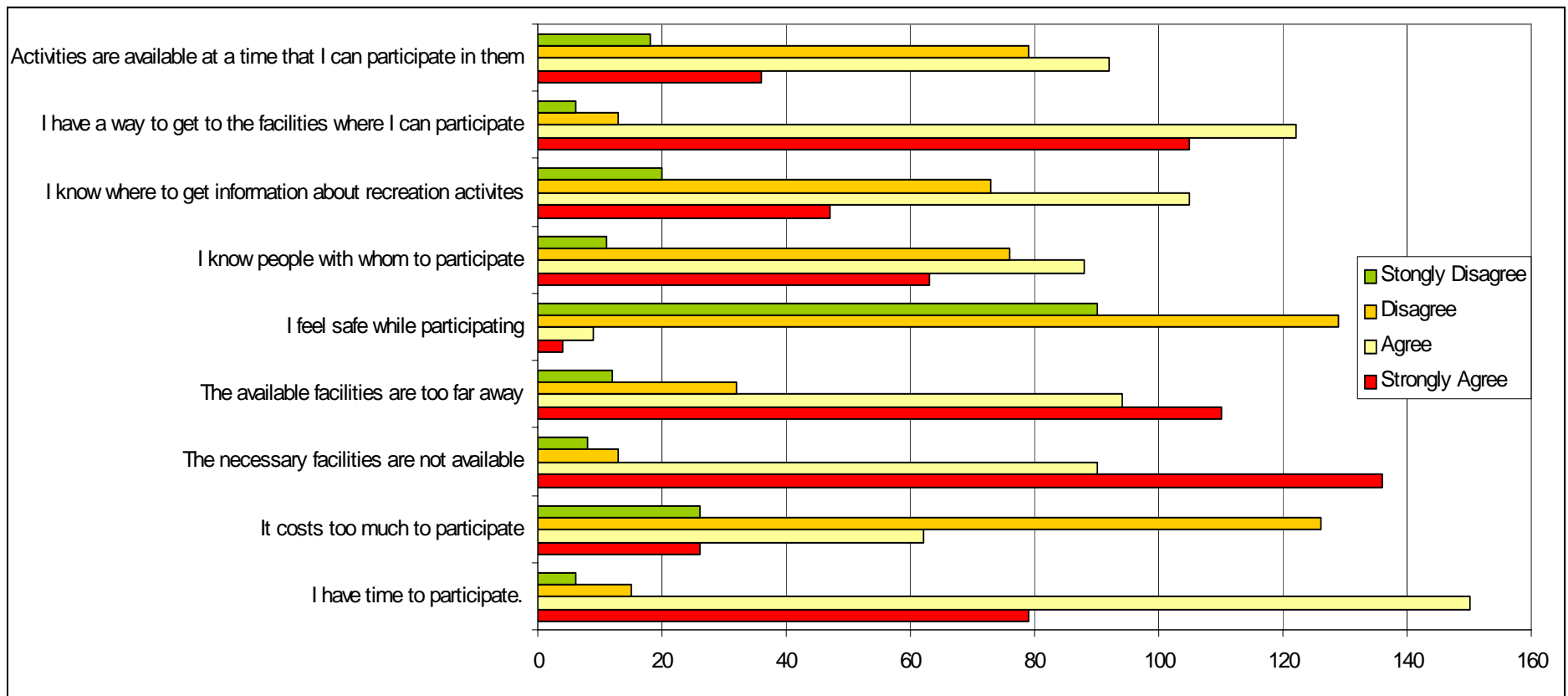


Synopsis of Results: Existing Facility Satisfaction, Opinion on Community Recreation and Current Fitness Participation (cont.)

Question 16 asked the respondent to identify the extent to which they agree with various statements. The chart below represents the frequencies of individuals who strongly agree, agree, disagree or strongly disagree with the related comments.

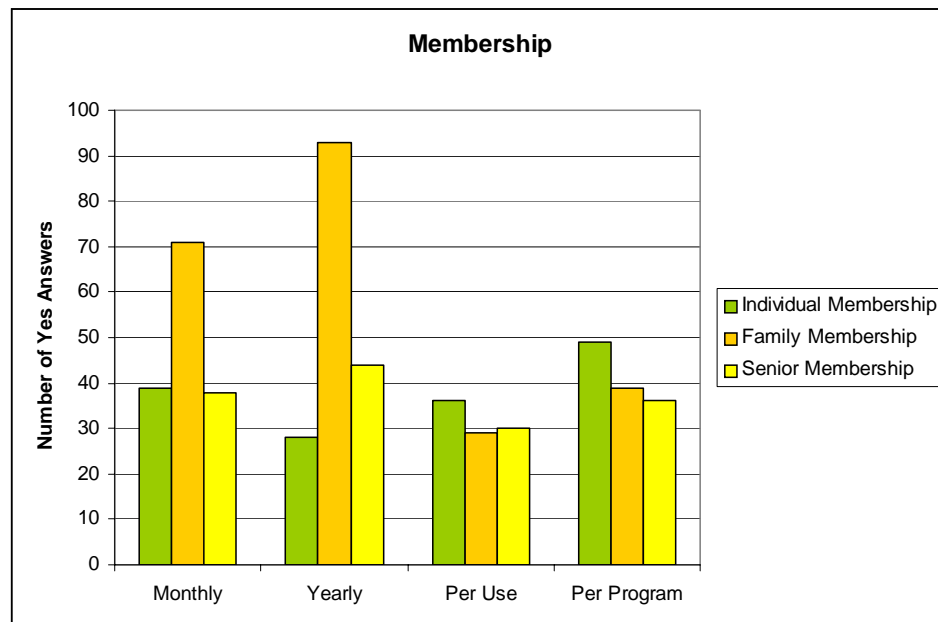
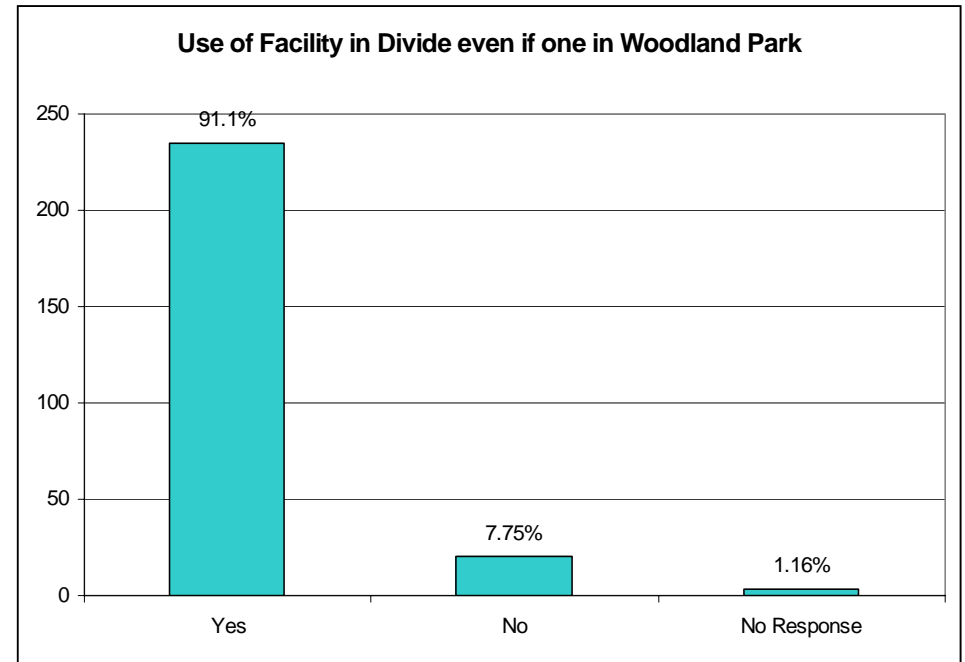
Overall, few people strongly disagreed with any one of the comments although 50% of the respondents did disagree with the comment: It costs too much to participate. Additionally, 31% of the respondents disagreed with the comment: Activities are available at a time that I can participate in them.

61% of the respondents agreed that they have time to participate in recreational activities and 54% of the respondents strongly agreed that the necessary facilities are not available to them.



Synopsis of Results: Perceived Recreational Needs

Question 3 asks the respondent whether they would use a recreation center in Divide even if one exists in Woodland Park. A large majority, 91%, of the respondents said that they would use a recreation facility in Divide even if one were to be built in Woodland Park.



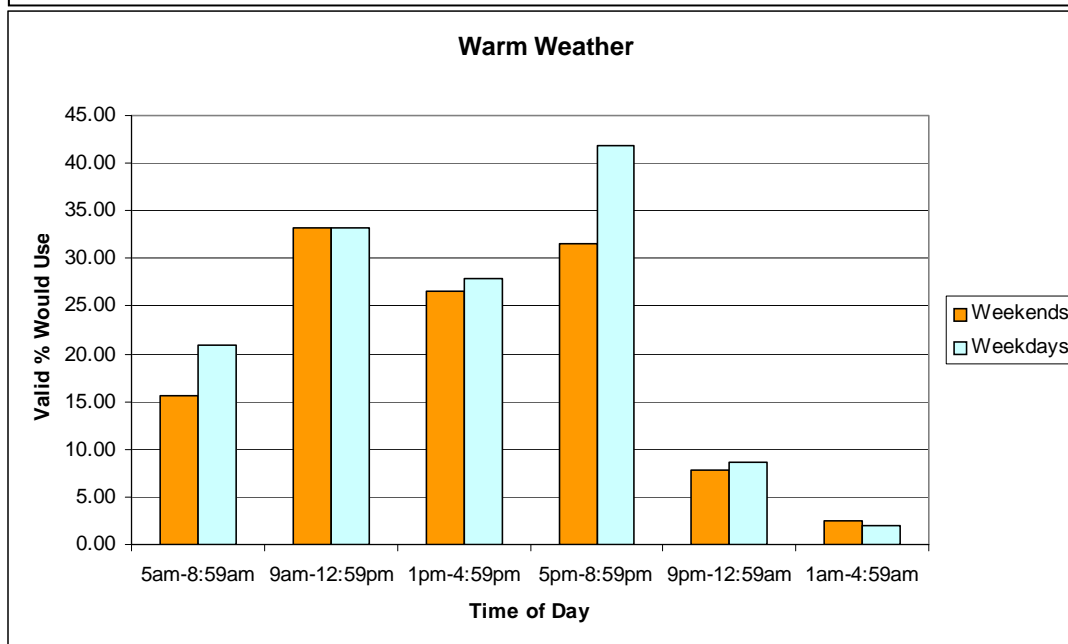
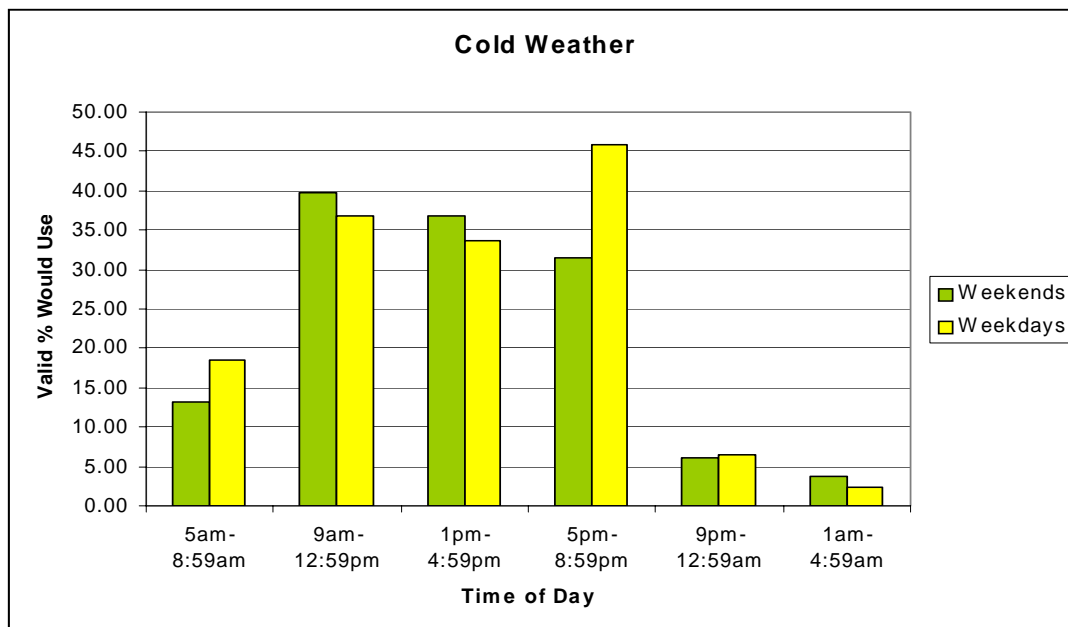
Question 11 asks the respondent to identify their preferred types of user passes. The responses vary between monthly, yearly, per use and per program. Overall, family memberships are the most frequent. Specifically family yearly memberships followed by family monthly memberships.

Synopsis of Results: Perceived Recreational Needs (cont.)

Question 6 asks the respondent to indicate the times of day they, or their family, would most likely participate in indoor recreational activities.

During the cold weather months, 46% of the respondents said they would use an indoor recreational facility between the times of 5pm and 8:59 pm on weekdays. During the warm weather months, slightly less people, 42%, said they would use the facility during these times.

For both the cold weather and the warm weather months the 9 am to 12:59 pm time slot was indicated as the most desirable with, 37% and 32% respectively.

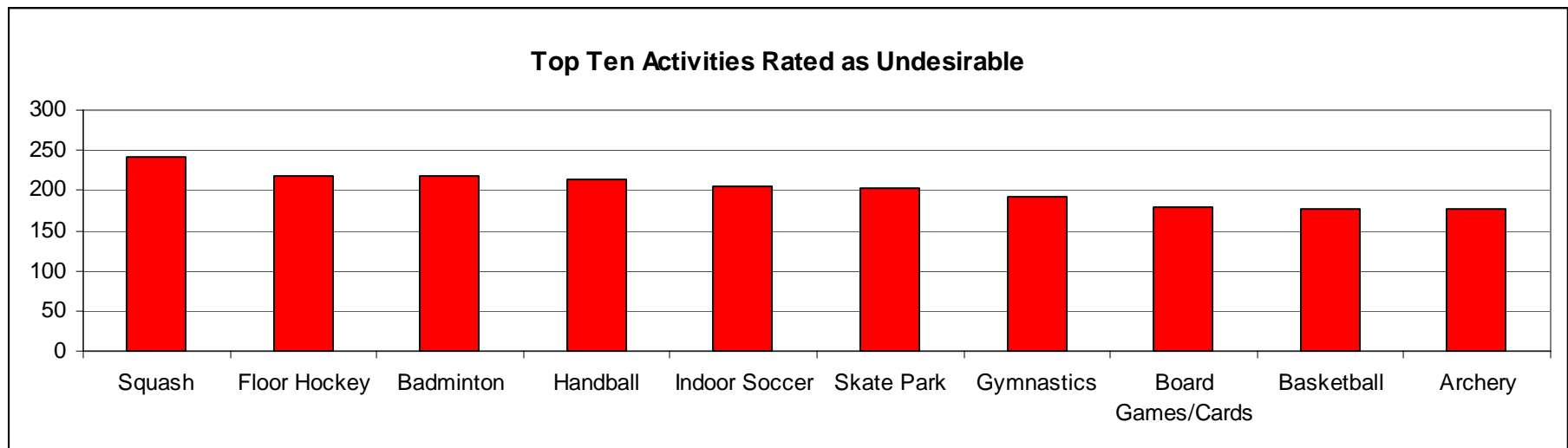
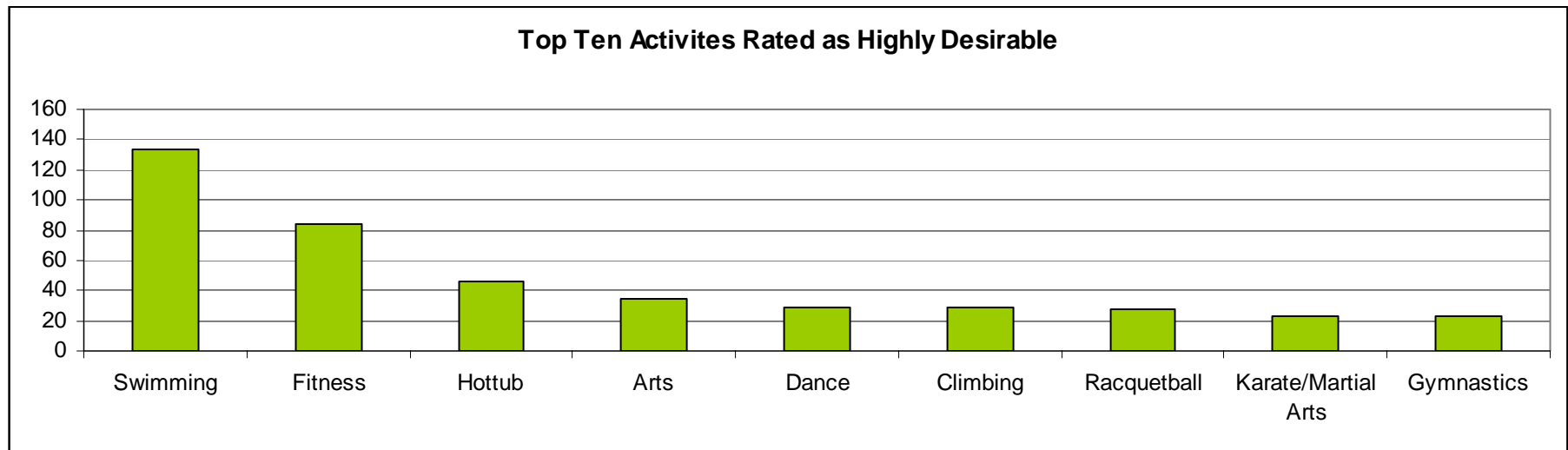


Synopsis of Results: Perceived Recreational Needs (cont.)

Question 7 asks the respondent to indicate in which of the listed ACTIVITIES they or a member of their family would like to participate if the necessary facilities were available to them.

The activity in the category of “Highly Desirable” with the largest frequency is Indoor Swimming, followed by Fitness.

The activity in the category of “Not Desirable” with the largest frequency is Squash followed by Floor Hockey, and Badminton.



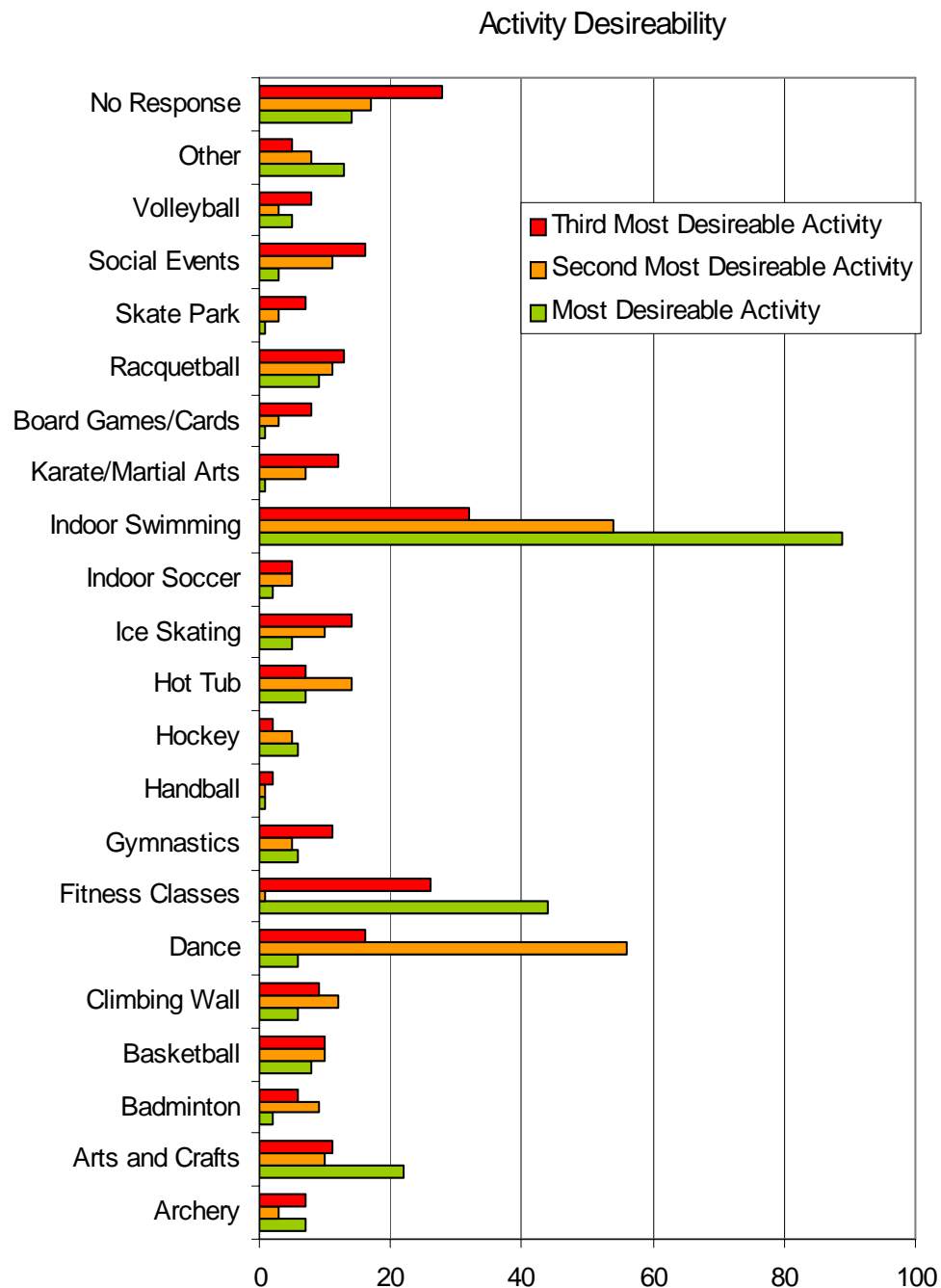
Synopsis of Results: Perceived Recreational Needs (cont.)

Question 8 asks the respondent to rate their top three activities from the given list in Question 7 that they would like to participate in.

As indicated in question 7, indoor swimming is the most desirable activity followed by fitness.

The second most desirable activity was again indoor swimming followed by dance.

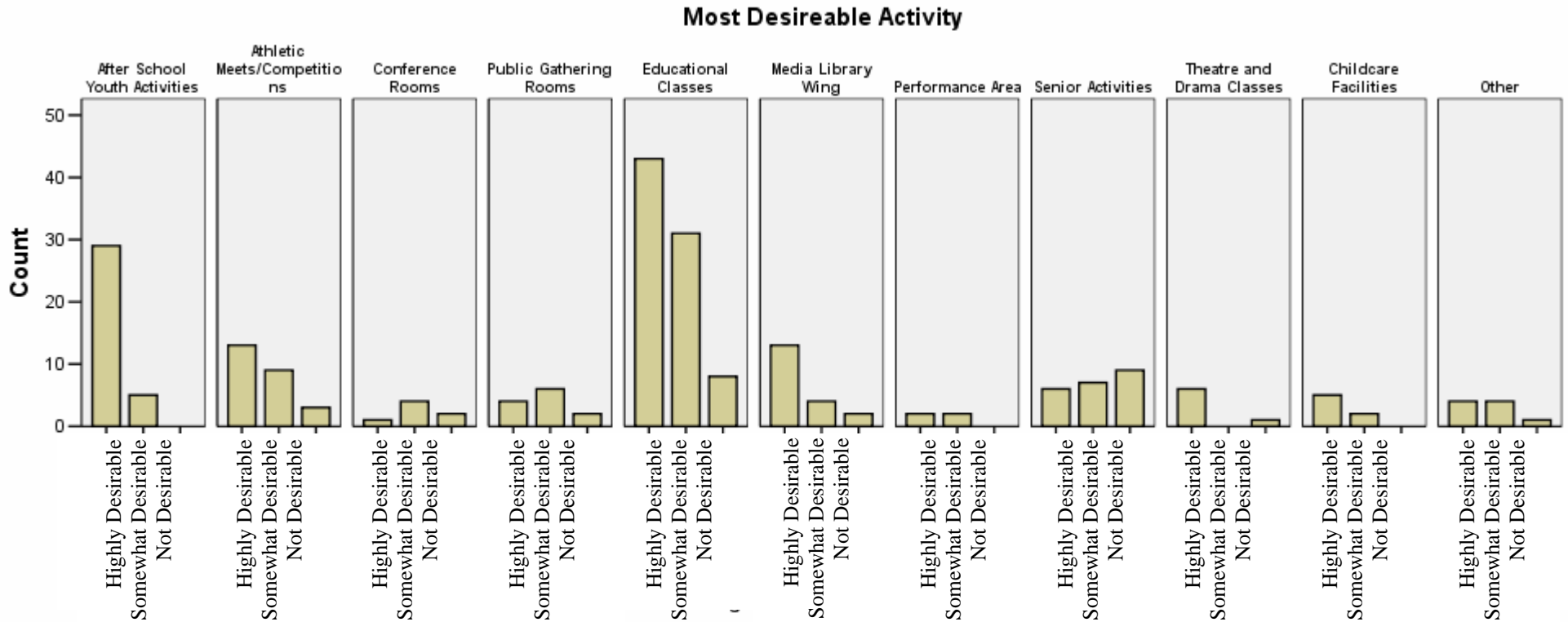
The third most desirable activity was indoor swimming followed by fitness classes.



Synopsis of Results: Perceived Recreational Needs (cont.)

Swimming, 53%, Fitness 33% and Arts and Crafts 14% were the top three choices for the most desirable activity in Question 8. Below is a comparison of the individuals who chose swimming for their most desired activity and their top choice for their most desired program.

The top two choices of these respondents for programs were Educational Classes and After School Youth Activities.



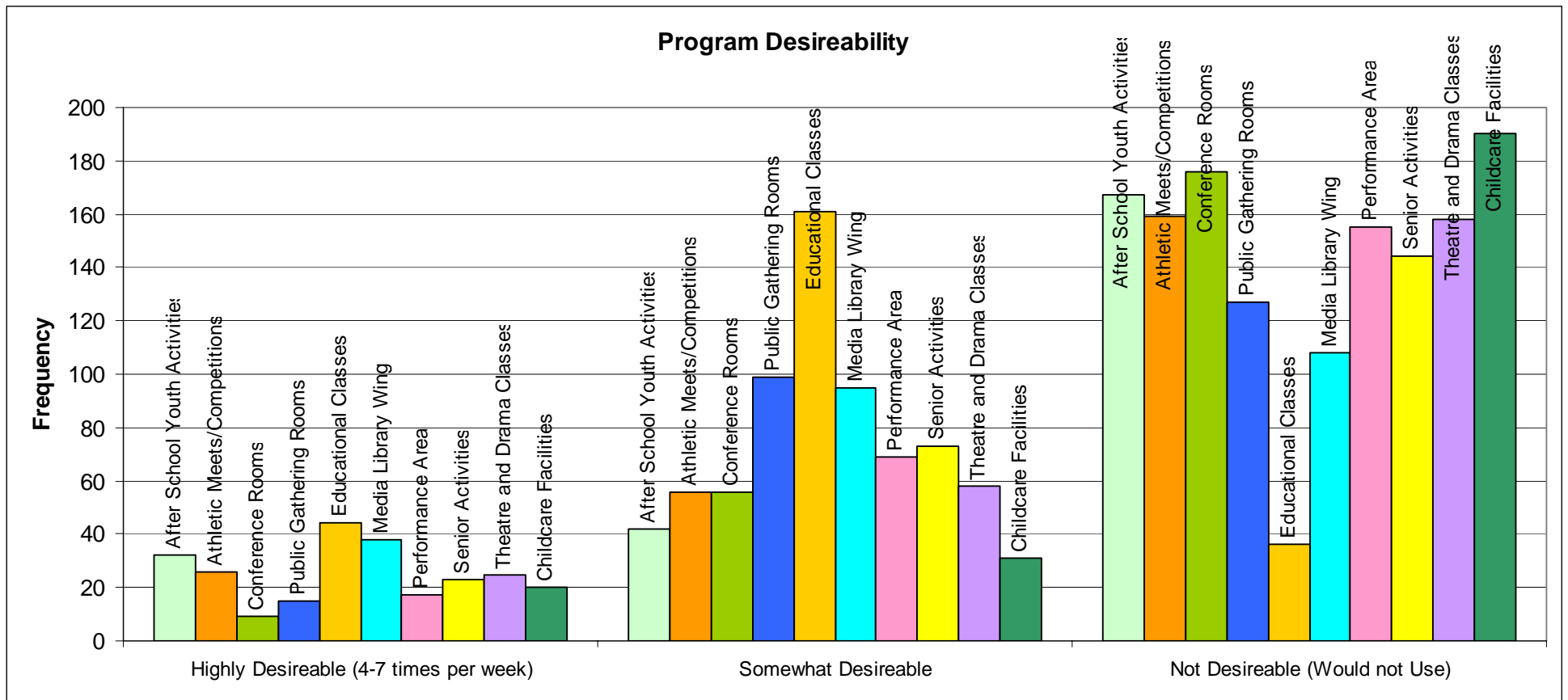
Synopsis of Results: Perceived Recreational Needs (cont.)

Question 9 asks the respondent to indicate in which of the listed PROGRAMS they or a member of their family would like to participate if the necessary services were available to them.

The program in the category of “Highly Desirable” with the largest frequency is Educational Classes, followed by a Media and Library Wing.

The program in the category of “Somewhat Desirable” with the largest frequency is Educational Classes, followed by Public Gathering Rooms.

The program in the category of “Not Desirable” with the largest frequency is Childcare facilities followed by Conference Rooms.



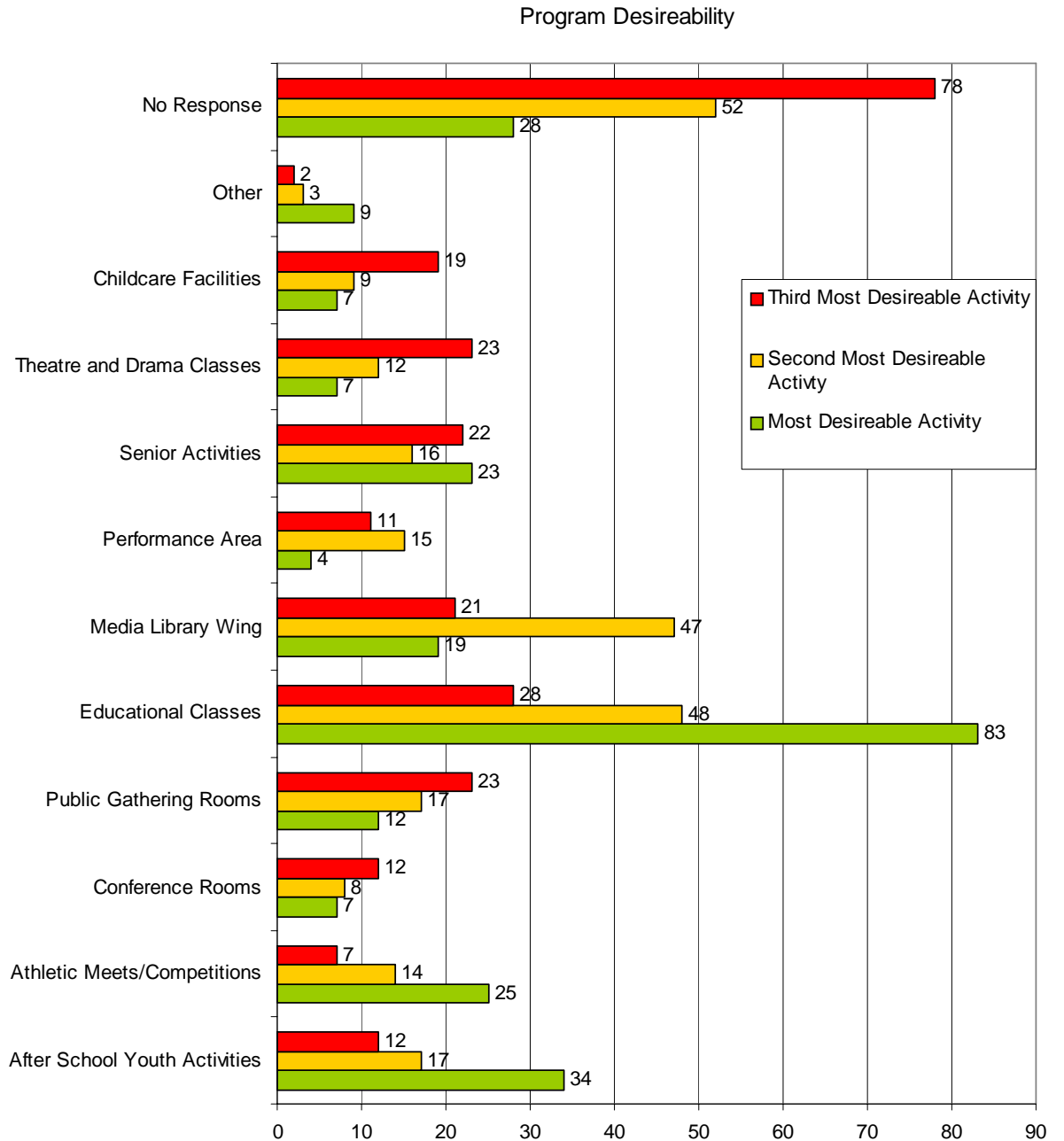
Synopsis of Results: Perceived Recreational Needs (cont.)

Question 10 asks the respondent to rate their top three programs from the given list in Question 9 that they would like to participate in.

The most desirable program indicated was Educational Classes followed by After School Youth Activities.

The second most desirable program indicated was also Educational Classes followed closely by a Media Library Wing.

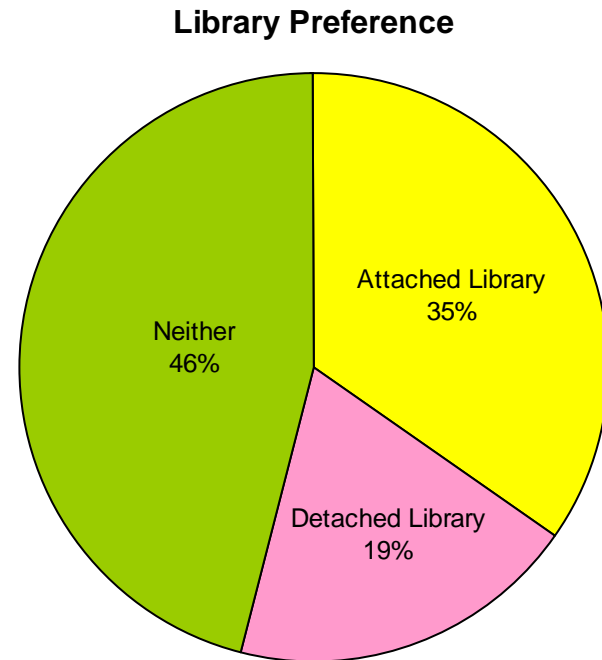
The third most desirable program indicated was again Educational Classes followed equally by Public Gathering Rooms and Theatre and Drama Classes.



Synopsis of Results: Perceived Recreational Needs (cont.)

Question 15 asks the respondent to identify, if a library were to be constructed in Divide, whether they would prefer it to be attached as part of the proposed recreation center or detached on a different piece of property. Overall, 46% of the respondents chose neither while 35% chose for the library to be attached.

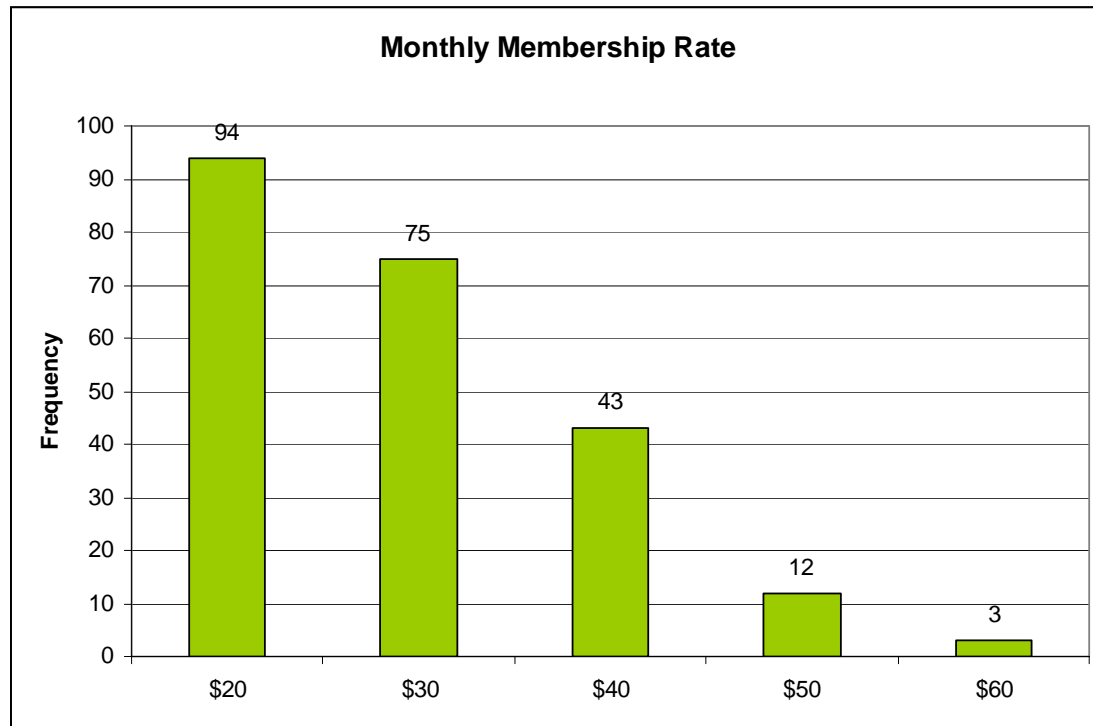
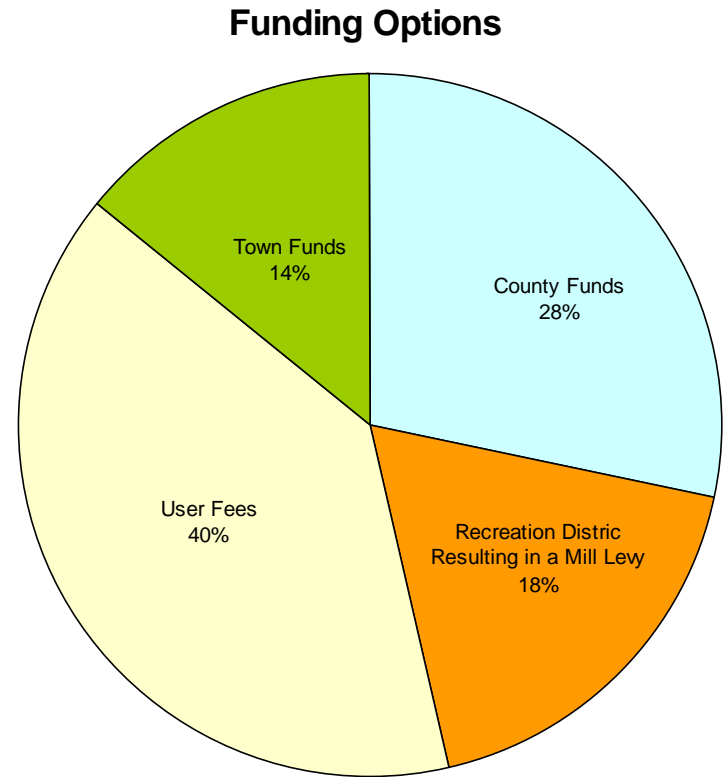
	Library	Frequency	Percent	Valid Percent	Cumulative Percent
Valid	Attached Library	82	31.8%	35%	35%
	Detached Library	46	17.8%	19%	54%
	Neither	109	42.3%	46%	100%
	Total	237	91.9%	100%	
Missing	No Response	21	8.1%		
Total		258	100%		



Synopsis of Results: Funding Options and Recreation Center Benefits

Question 20 asks the respondent to choose one or more of the listed funding options that they would like to see applied to the recreation center. The most frequent option was User Fees, %40, with County Funds, 28%, being the next.

Question 13 asks the respondent to identify the amount they are willing to pay for a monthly membership. 41% of the respondents indicated that they would be willing to pay \$20 per month, with 33% willing to pay \$30 per month. The number of individuals willing to pay more decreases with the higher rates.



Synopsis of Results: Funding Options and Recreation Center Benefits (cont.)

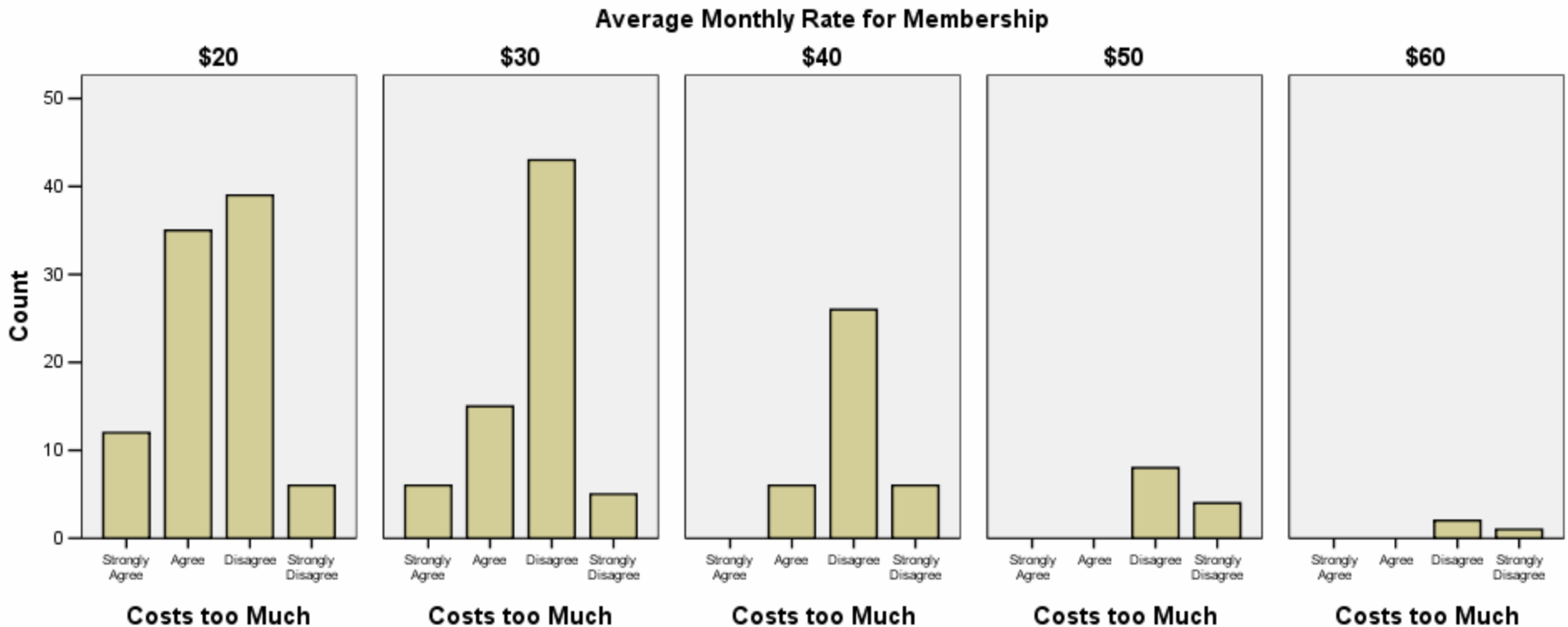
The following chart compares Question 13 which asks the respondent the monthly amount they are willing to pay for a membership and Question 16b which asks their opinion on the statement: It costs too much to participate.

52% of the individuals willing to pay \$20 for a monthly membership either strongly agreed or agreed that it costs too much to participate in recreational activities.

30% of the individuals willing to pay \$30 for a monthly membership either strongly agreed or agreed that it costs too much to participate in recreational activities.

16% of the individuals willing to pay \$40 for a monthly membership either strongly agreed or agreed that it costs too much to participate in recreational activities.

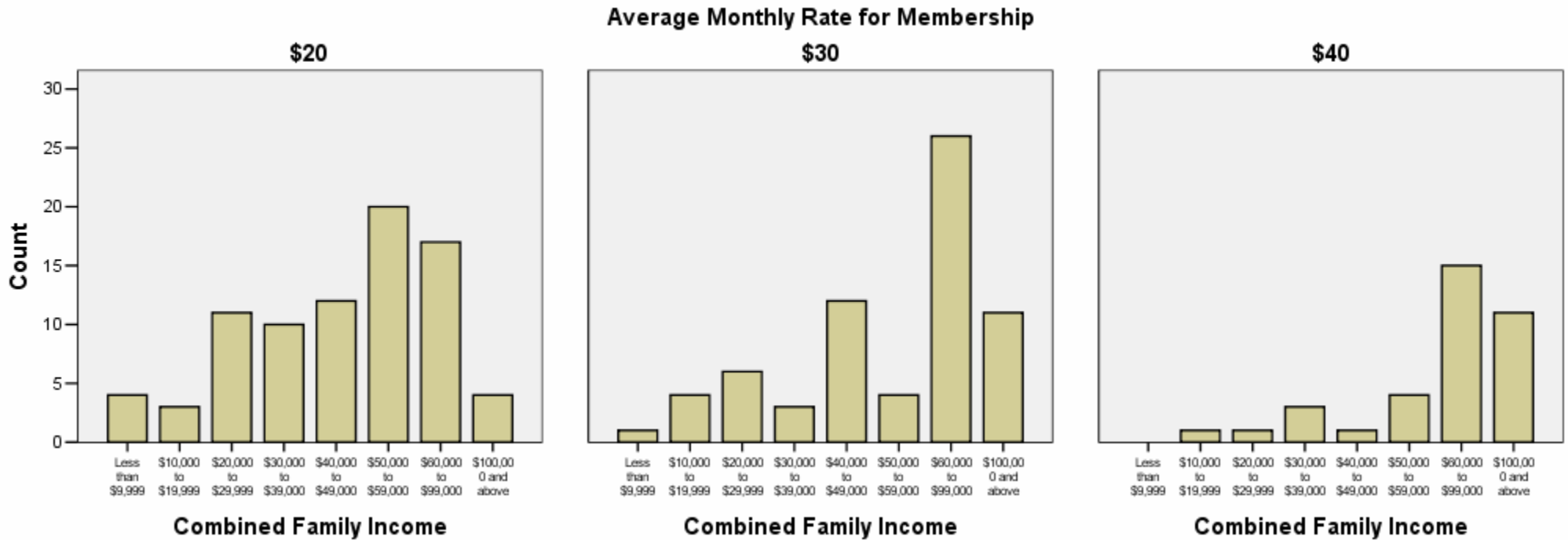
Finally, zero individuals willing to pay \$50 - \$60 thought it cost too much to participate in recreational activities.



Synopsis of Results: Funding Options and Recreation Center Benefits (cont.)

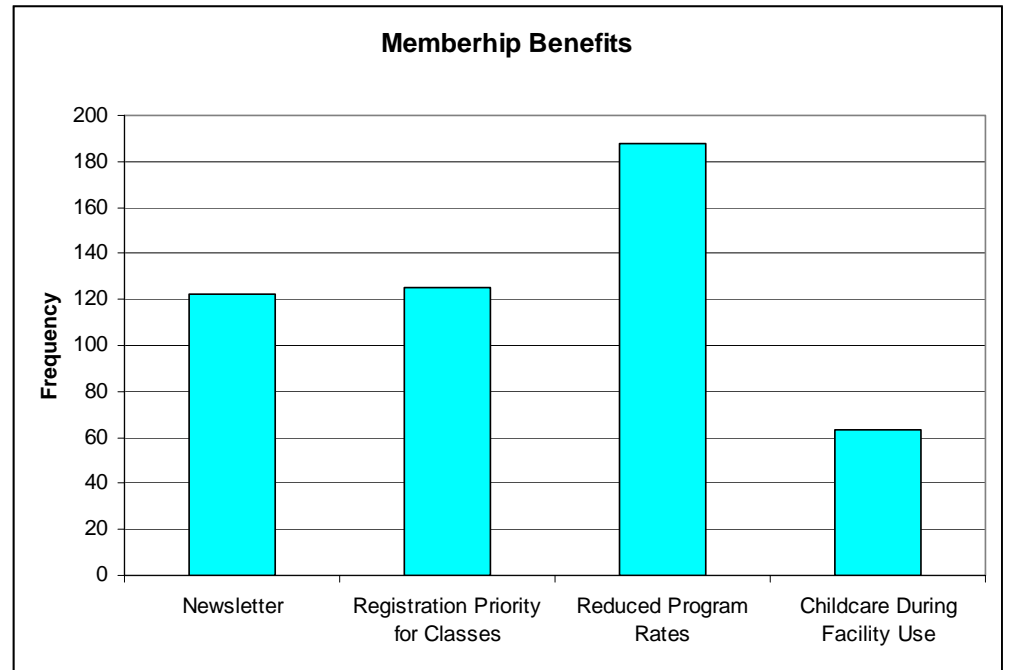
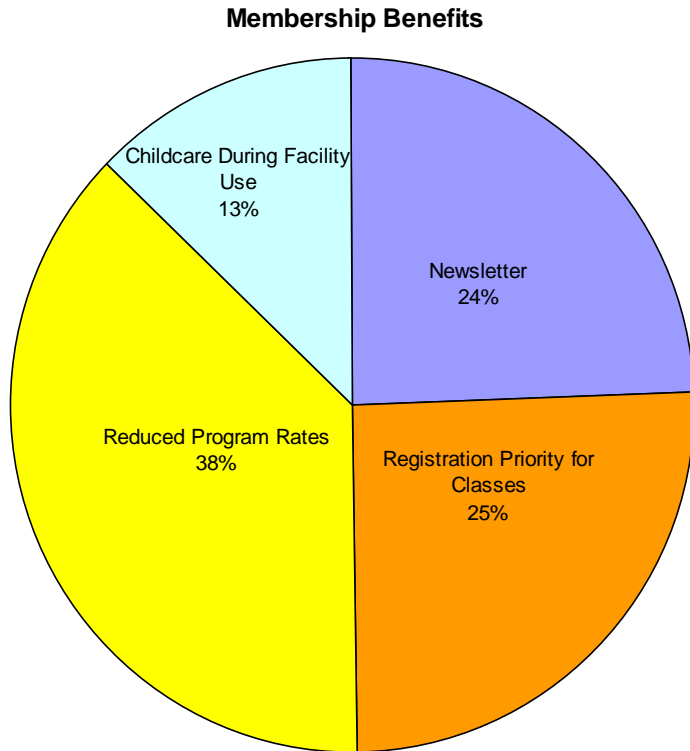
The following chart compares Question 13 which asks the respondent the monthly amount they are willing to pay for a membership and Question 23 which asks the respondents yearly household income.

As demonstrated below, the amount the respondent is willing to pay is directly related to their household income.



Synopsis of Results: Funding Options and Recreation Center Benefits (cont.)

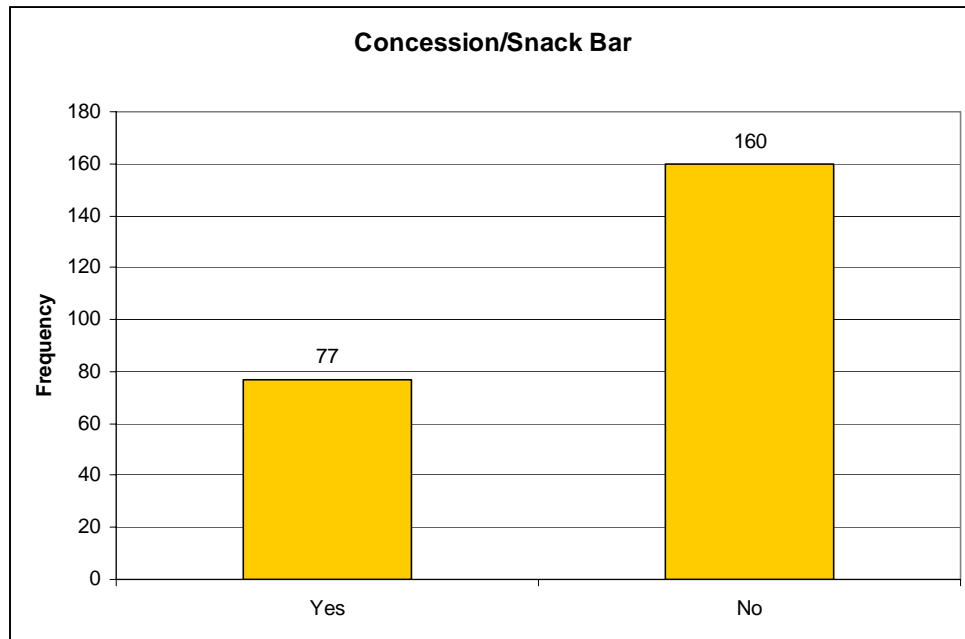
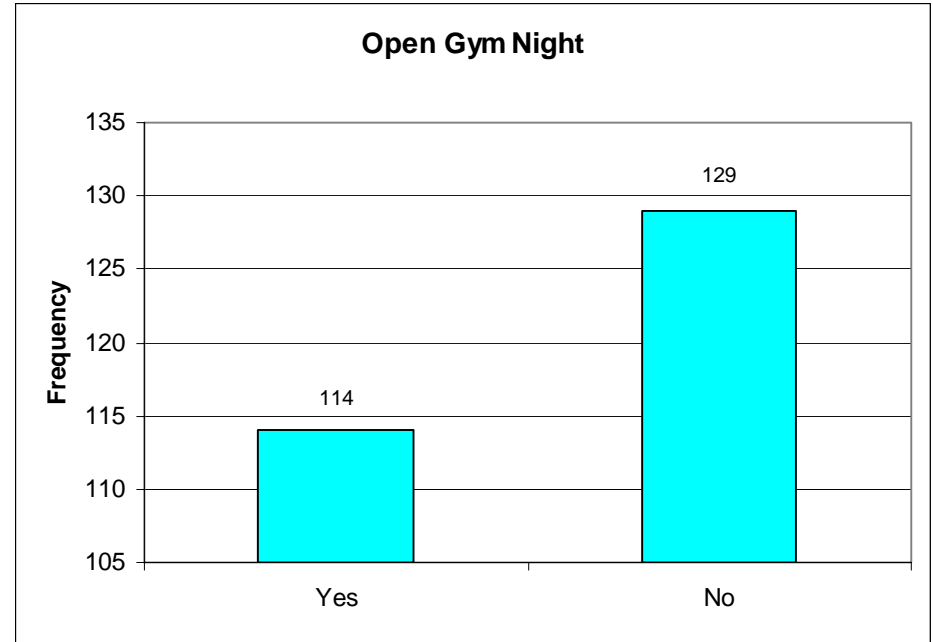
Question 12 asks the respondent to identify what membership benefits they would like to have at the proposed recreation center. Reduced Program Rates has the highest frequency with Registration Priority for Classes coming in second.



Synopsis of Results: Funding Options and Recreation Center Benefits (cont.)

Question 14 asks the respondent whether they would participate in a free, noncompetitive open gym night.

Overall, 47% said that they would participate in a free, noncompetitive open gym night while 53% said that they would not.

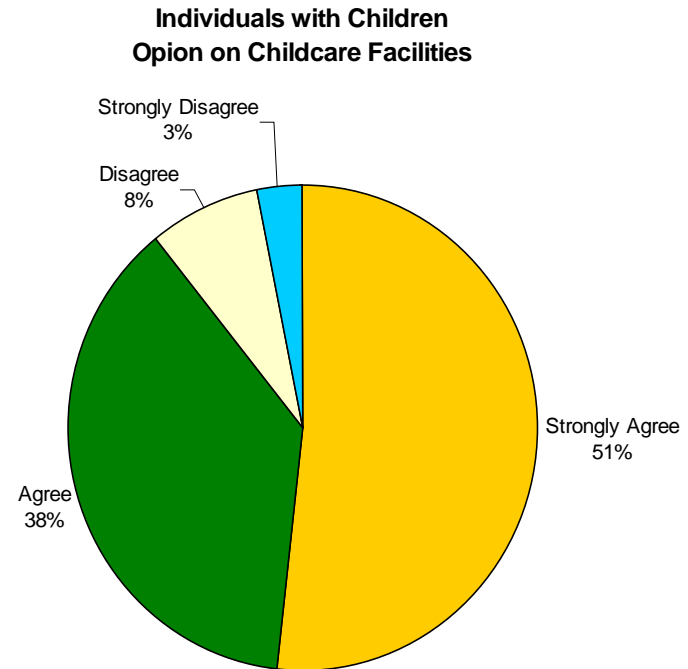
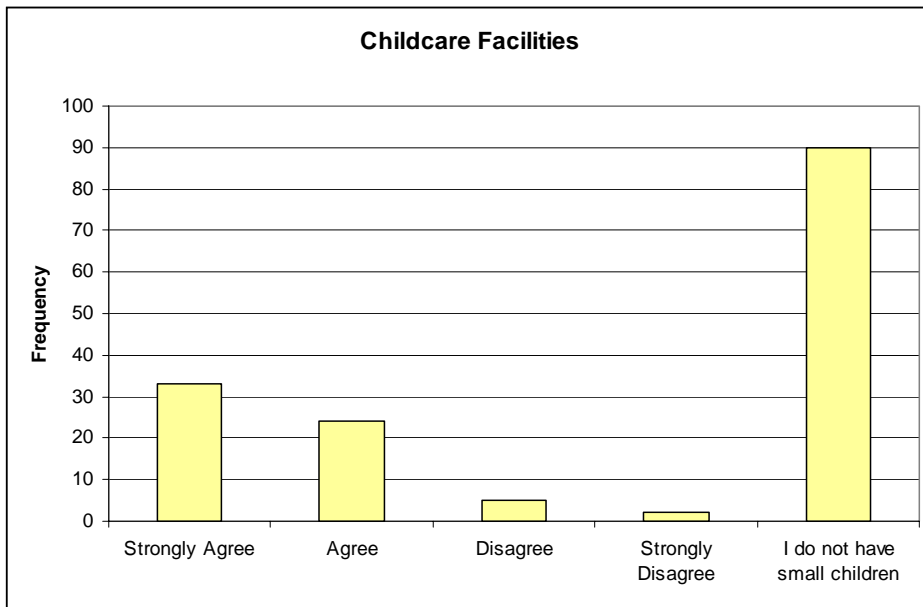


Question 19 asks the respondent whether the addition of a concession or snack bar would increase their use of the proposed recreation facility.

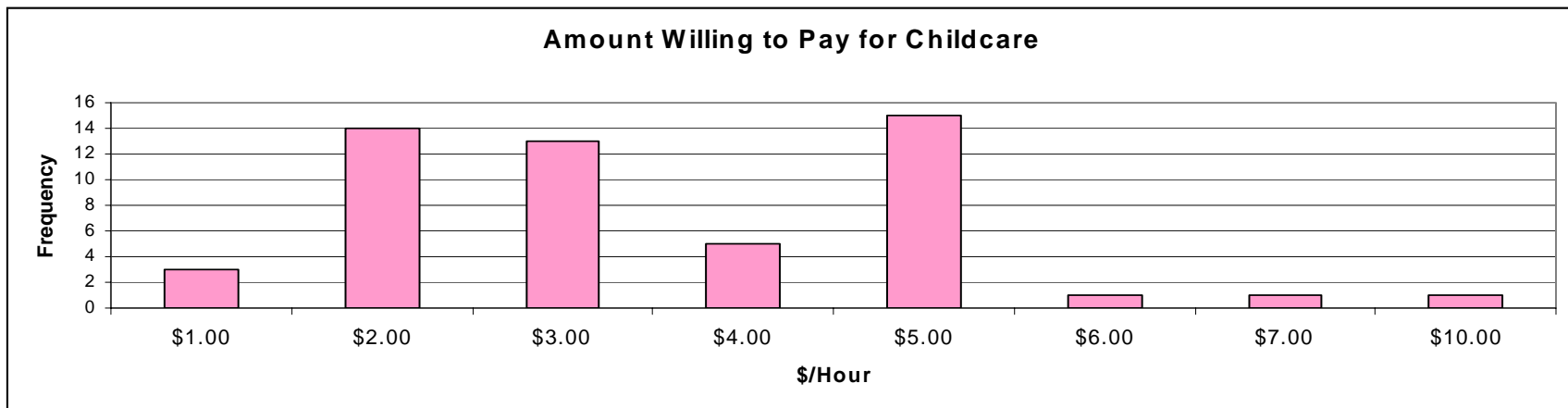
Overall, 32% said that the addition of a concession or snack bar would increase their use of the proposed recreation facility, while 68% said that it would not.

Synopsis of Results: Funding Options and Recreation Center Benefits (cont.)

Question 17 asks the respondent, if they have small children, whether the provision of onsite child care facilities would allow them or their family to increase their participation in various recreational activities. Of the respondents who have small children, 89% of them either agreed or strongly agreed.



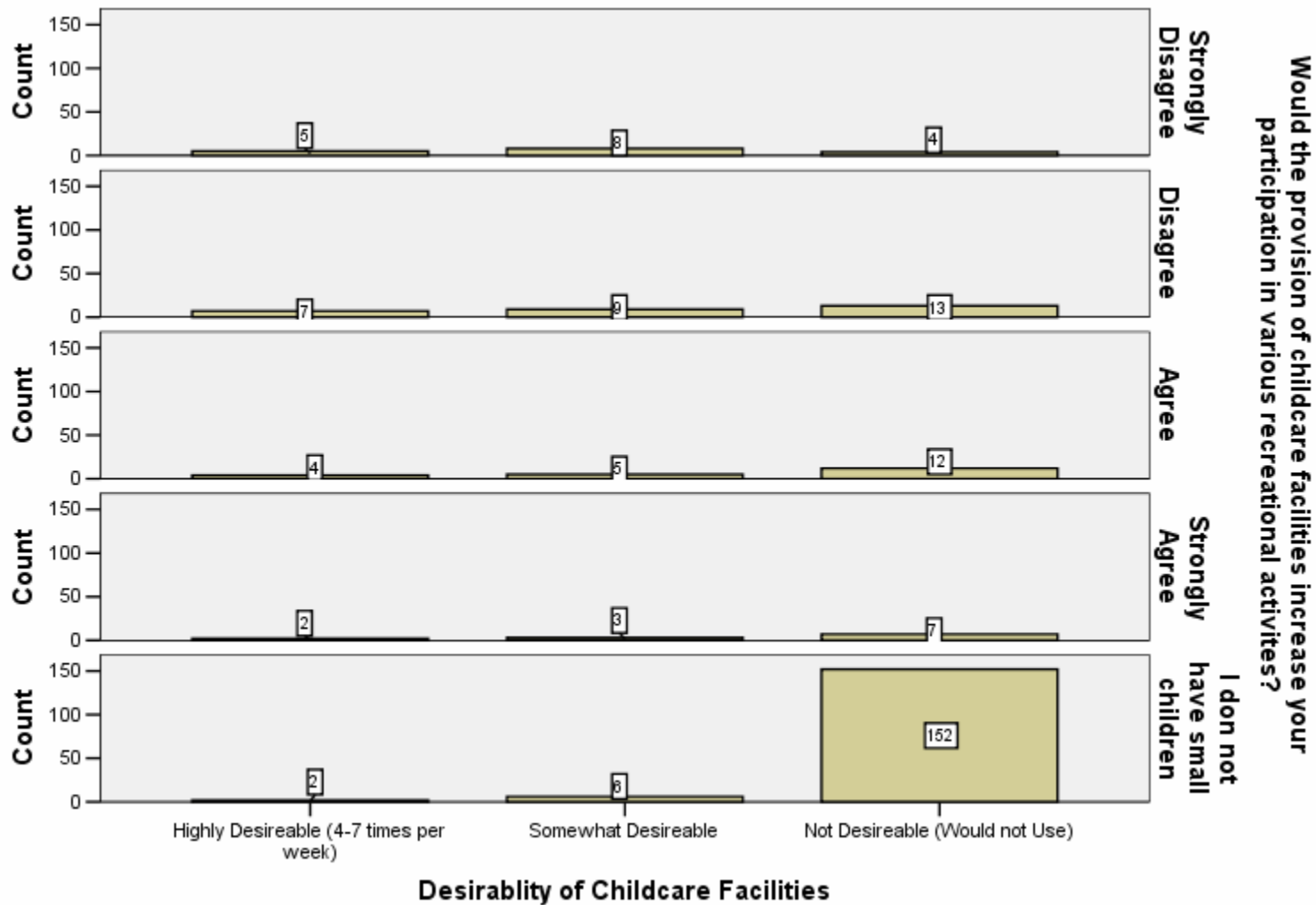
Question 18 asks the respondent, if they have small children, the maximum hourly amount they would be willing to pay per child for supervised daycare at a recreational center. The highest frequency was \$5.00 per hour.



Synopsis of Results: Funding Options and Recreation Center Benefits (cont.)

The chart below compares the desirability of Childcare Facilities, Question 16j, with respondent's opinion on Question 17, whether the provision of childcare facilities would increase their participation in various recreational activities.

The respondents who identified childcare facilities as being highly desirable varied in their response to Question 17, with the highest number saying that the provision of childcare facilities would not increase their use of the proposed facility.



Additional Responses

Survey Question 5: Other current activities

Additional Current Activities	Frequency
Golf	2
Tennis	2
Yoga	3
Bike Trips	1
Billiards	1
Group Pilates	1
Moto Cross	1
Music	1
Outdoor Soccer	1
Fly Tying	1

Survey Question 7: Other activities would like to participate in.

Additional Suggested Activities	Frequency
Weights	8
Yoga	5
Tennis	5
Skeet Shooting	3
Walking	3
Bike Trail	1
Billiards	1
Bowling	1
Child Play Area	1
Golf	1
Indoor Skating	1
Massage	1
Music	1
Running/Track	1

Additional Responses (cont.)

Survey Question 9: Other Programs would like to participate in.

Additional Suggested Programs	Frequency
Pool	3
Child Play	1
Dances	1
Drop in Basketball	1
Drop in Soccer	1
Hiking Club	1
Hot Tub	1
Motorcycle Club	1
Running Track	1
Weight Training	1
Yoga	1

Survey Question 12: Additional Membership Benefits

Membership Benefits Comments	Frequency
Senior Rates	4
10 or more Group Rates	1
Access to Lap Pool and Free Weights	1
All should be open to everyone and should be first come, first serve.	1
Community Events	1
Guest Passes	1
Member only swimming	1
Personal Training	1
Referral Incentives	1
Website	1
Wedding Special	1

Additional Responses (cont.)

Survey Question 20: Additional Funding Options

Funding Options	Frequency
Donations	8
Lottery	8
Fundraisers	3
Contributions	2
Grants	2
Bond	1
Private Investor	1
Sponsorship	1
US Grants	1

Verbatim Additional Comments

Additional Comments

1. Teller County Really needs a public indoor pool. "Golden Bells Camp" doesn't cut it; it's old and unsanitary with that Astroturf - just gross. Surely the county can provide better. Don't make it to elaborate and people will approve it.
2. We need a swimming pool and tennis courts in Divide and Wallyball if we get racquetball courts.
3. This is an excellent idea and we appreciate the generosity of whoever donated the land. Please build an indoor swimming pool, and have fitness classes. Please also include some adult only hours. Thank your for requesting our input. Please hurry, we really need this.
4. We have not interest in increasing our taxes to build a recreational facility. I think better use of the tom Garrison Center and the Community Club would be more in order.
5. # 3 and # 26 were answered yes but I need to note that these answers are based on the recreation center in Divide Fulfilling our needs (gym/childcare/etc.) If the WP recreation center is built and has more of the things we are looking for, then we would go to WP.
6. We desperately need a place for kids to go have fun, be safe, and stay out of trouble. We need a swimming pool without all the fluff. There is nothing for the kids to do so they get in trouble.
7. I would love dance while kids in school. The key word for families is affordable. We are already priced out of most activities.
8. We are old and would use a facility sparingly. It is important for the general population however and people like us should support it as we can.
9. We would love to have closer facilities. We have a very tight budget - so all activities would have to fit inside this budget but willing to look at it, to have more activities for children.
10. That the Divide area does not have a recreation center is a crying awful shame - Monument and Castle Rock both have nice areas for recreation or are Building them. How about a YMCA?
11. We just moved here so don't really know what is currently available in a reasonable distance and cost.
12. Yoga and Jazzercise in Divide would be great. I'd also love line dance classes. W.P. is too far to go for classes.
13. Recreational activities with groups are not a priority for us. We've moved to this area for peace, quiet and the opportunity to get out of "city life" and time/activity commitments in retirement.
14. I think a community center in Divide would be wonderful. I would love to see a pool, workout area, childcare facilities, and sports area in the center. I came from Issaquah WA and they had a center that we used a lot. We loved the yearly dues and key card to enter.
15. I believe that having the facilities to provide indoor swimming would greatly enhance the appeal of a Divide Recreation Center. Having a glorified gymnasium isn't something we need more of. Nobody else anywhere offers swimming unless you go to the Springs - like the YMCA. Our kids (+ adults) have little to do during the long winter months. Lets do something different - a facility that attracts all ages - rock wall - skate park - yoga center - pool with slides etc.

Verbatim Additional Comments (cont.)

16. I can't tell you how many people I've talked to over the years that would like a big enclosed swimming pool up here. We used to play racquetball a lot but there is nothing close by. We both belong to gyms in CO spring (more spacious facilities and more options for fitness classes). I hate having to pay extra for "specialty classes" i.e. Pilates, spinning, yoga and kick boxing. Basic aerobics get boring.
17. I would much rather have money from the county to improve the roads and bring better shopping and restaurants. A recreation facility seems like it should be at the bottom of the financial priority list.
18. We home school and are always looking for new places to explore. We do a lot through the Woodland Park and Recreation as well as attend some of the Cripple Creek Park and Recreation Functions. Good luck on your project.
19. We really need a pool that is open at all times. Golden Ball only provides limited services.
20. Our family would really use an indoor pool, especially if it were not too far away or too expensive. Monthly or yearly passes could make it more affordable for a family. It would be great if there were exercise classes available during the day, where childcare, on site, is an option. Also, evening fitness classes for individuals or for family fitness activities would be beneficial. Family activities would be great during the day as well. Cost is a huge factor, regarding participation not just for our family, but for many other families I know with small and not so small children.
21. Teller County really needs a swimming pool.
22. The community center in Breckenridge is a perfect example of what a family center should offer the community. It has something for every one of all ages.
23. I believe a recreation center will be great. The convenience of not commuting so far is a definite bonus. Good Luck!
24. Thanks to the board for researching this potential project.
25. We like the idea of a community recreation center, though we ourselves are too old to participate.
26. In other communities where we have lived, including Boulder, the community centers have truly been gathering places and melting pots for all ages. There was something for everyone and an active community is a healthy and more cohesive community. Nothing but positive things to say about such a project. A family situation may be taking us away from Florissant or else we would be eager to assist in the development.
27. My best hope is that Divide would not be in competition with W.P. but work with them to provide varied opportunities for recreation.
28. I would like to see an ice center included at this recreation center. We travel as far as C Springs to get ice time. The ice center would pay for itself because ice time is hard to get and most of the times available are after 10 pm. If there would be an ice rink people would travel from all over to be able to play hockey or skate. Woodland park has an outdoor ice rink that gets used quite a lot and is not all year.
29. Consider an indoor play area for kids. It seems ridiculous that we have to rely on McDonalds for indoor play for our children.
30. My most recent job, from which I retired, was as front desk supervisor at the Carpenter Recreation Center in Thornton, CO. I was there for 10 years, starting 2 months before the center opened, so I realize the importance of a community recreation center and enjoyed being a part of the opening staff and seeing the huge growth of the center during the 10 years that I was there.

Verbatim Additional Comments (cont.)

31. An indoor pool, hot tub and workout facilities would be a great addition to our community.
32. We really need a facility with an indoor pool. Kids during the summer do not have a place to play safely in the water. Lakes and streams are too cold and can present dangers. We have to go all the way to Peterson for recreation.
33. I'm happy that you included Lake George. They build a recreation center in Park County but it is in Fairplay which is too far to go.
34. We would love a comm./recreation. center in Divide. It would get us out of the house more being in Divide. I won't drive to WP to do a recreation center if one was available in Divide.
35. There are no facilities for senior activities, apart from time used for others. Be great to have water aerobics, exercise programs closer to our area. A lot of seniors have arthritis and these types of programs would be very beneficial. Most programs are geared to active youngsters and young adults.
36. A pool would be such a great addition to the area. It seems membership based on one month, three months or a year work the best. Also, an outdoor ice rink may expose talent in skating and hockey. A great tourist addition is in both of these. We are a home school family and these facilities would add so much to the many home schoolers up here as we drive to Cripple Creek etc. to gain access to such facilities.
37. Bible Study/Church
38. I think an aquatic center with room for gym and fitness is a great need in Teller County CO. I think it would be great to have one in Divide. Woodland Park has talked about it for years. Let's just do one here and stop waiting for WP.
39. I would like to see a recreation center with facilities for first aid/cpr classes, wildfire prevention, 4h, girls scouts/boy scouts etc. Would also like to see seniors included with adequate facilities for aging and handicapped people to enjoy games, exercise, drafts, social activities, horticulture, and movies.
40. We would like to see more trails not associated with Mueller as we have dogs we like to recreate with. We would love a hiking, mountain bike and Nordic skiing trail system.
41. A community center, with a swimming pool would be widely used...I work for the health clinic and all of the staff I spoke with expressed an interest especially those with children. A library would also be very widely used...Indoor sports are great as well. People would pay more to swim because it saves drive time etc.
42. I feel that this recreation center should be for the use of physical activities to bring our kids and families closer together. This will also promote healthy lifestyles.
43. I would love to have something in Divide or Woodland. Something that is good for everyone and that everyone, even a family of eight could enjoy. Would also be happy with just a gym to play sports like basketball and volleyball on.
44. I'm a senior and do not drive at night - we do like to bowl - would like low impact exercises. Would like to see activity for teens on spring breaks and summer. Would like to learn activities listed.
45. Coordinate with the City of Woodland Park so that services are not duplicated and more needs are met.
46. Breckenridge wanted a library; built a killer recreation center and made enough \$ to build a great library. That's the gold standard. Build one like theirs, and they will come. Our family uses it, when we ski or just visit Summit County. Honestly they did it right, you could too. It will pay for itself like theirs did.

Verbatim Additional Comments (cont.)

47. I come from a small community of 900 in WI. 20 yrs. Ago we also were donated funds and land for a center. Please keep in mind that many community organizations need free meeting space. Please don't forget the teens.
48. My wife Kathy would volunteer in any way that could be helpful - if here health allows.
49. We currently drive to Woodland Park once a week for Yoga classes. Divide would be closer. But we also take the opportunity to do our grocery shopping that day. We probably would not use a recreation facility in Divide, unless it was for ed. Classes or performances.
50. I would most like to see a swimming pool with gym in Divide. A horse facility would also be great but those needs may be met with the new Saddle Club. A "YMCA" type facility would serve all of Teller County.
51. At a previous fitness location I belonged to, child care was \$1.50 per child max of 4 hours and a parent had to be at the facility.
52. A mile or half mile walking track would be nice.
53. Divide has some ugly buildings with little thought of architectural empathy for the area. Please consider good visuals in the planning process.
54. I would like to see the project planned in parts and stages so that as money and interest is increased, we could add to the facility. I would love to see a place developed to go hang out for both family and kids - a community gathering place, but keeping costs to a minimum.
55. We recently moved to Divide from Daytona, Ohio. We supported and used our recreation center for weight training, walking, running track and fitness, yoga etc. Classes. There were many activities for families and seniors. Their also was a pool. The recreation center was a wonderful asset to the community.
56. Do not ask the public to fund such a program. Build whatever you want, but do not ask us to pay for it.
57. A recreational facility with a pool that the community could use would be wonderful. We moved here 2 1/2 years ago and were shocked that the closes community pool is in Cripple Creek.
58. A swimming pool would be wonderful.
59. A fitness Center with machines is needed and hot tub/steam room or sauna.
60. Recreation Center is a great idea - will be used a lot if a small broad range of activities are offered at an affordable cost - kind of like a WMCA
61. What ever the architectural configuration: ore or two story building. The building should have a morning room with large glass windows facing onto an unobstructed view of Pikes Peak. Eg. Large solarium, good for groups, meetings, shows off facility to best visual advantage.
62. We would love to have a good clean swimming pool and Divide. My husband is disabled and the pool is the only way he can get exercise. He drives to Manitou during winter months to swim and do water aerobics.
63. I'd love to be able to swim or get exercise classes closer to my home.
64. We desperately need a safe, multi use recreational facility in our community. It would be a wonderful addition to our beautiful area. We appreciate any efforts to bring this dream into reality.

Verbatim Additional Comments (cont.)

65. I am very pleased to hear that our children may have their own rec.
66. Good idea - but can Divide support such a facility? Why not work jointly with WP? Especially since the High School For Divide is in WP.
67. Any chance of classes being offered? Wood working? Plants in High altitude? Car Repair? Computer Classes? Volleyball for adults, book review club? Table games with others.
68. Would be interested in giving golf swing lessons. Been doing this at RV Parks in AZ/Utah for 3 years. Can be done indoors with out hitting golf balls, just ball secured to nylon cord. Works very well. Lots of positive feedback. We usually spend winters in AZ/Utah area.
69. As a home school family, it would be nice to have an open gym available during the day. It's difficult to find indoor gym for unstructured activity during the day. The closest we have found is the Y in C Springs. Riding in the car for two hours defeats the purpose of trying to get some exercise.
70. We get all the recreation we need and want through mountain biking, hiking and climbing.
71. Our children are home schooled. It would be nice to see classes/activities available to school aged children and parents during the early part of the day. We currently have to wait until after 3:00 for dance/gym etc classes for our 7 year old, add 45 min. drive time to Woodland Park and back for 1 hr. class - it can be a real hassle. It would be nice to have 1 location close by that is available all the time.
72. I had to cancel health club memberships in WP due to distance and not child care. We would definitely use a recreation center and the proximity would make our life so much easier.
73. We live too far to use any facility there. It is over 25 miles to Divide.
74. An indoor pool/basketball courts etc. would be awesome.
75. I think a recreation center with a pool would be great. Woodland Park only seems to be interested in making themselves a tourist destination rather than providing family recreation for people that already live here.
76. My recreation facility in the city has a per use fee. This is great for me. I travel a great amount for my job. I hate monthly fees. I probably would not join.
77. This is very exciting. There are a lot of people up here who are dying to participate in group activities such as sports, sports events and social events as well - even dance lessons to progressive dinners.
78. We would like to see a recreation facility in Divide. We would primarily use a racquetball court and an indoor pool. Being a teacher I would like to see lots of youth activities.
79. I feel it would greatly increase the sense of community in Divide if this project were to come about. It is hard to meet people in this area with young children and this would be a wonderful benefit to our area.
80. Woodland Park is too far for me to drive to use a facility of this type. Divide is a very good location for the people living in rural areas. Library may or may not be needed. I know our family would use both, if they were attached.

Verbatim Additional Comments (cont.)

81. A priority for us is a gym similar to 24 hour fitness. Also, an outdoor running/walking track would be nice.
82. Childcare facilities/play area would greatly increase our family's use of the facility.
83. We would love the opportunity to participate in activities such as swimming somewhere closer to home.